

KELSIAN GROUP LTD.

ISIN: AU0000186678 WKN: -

Overview

2024/06/21 08:10:52

Price
4.99 AUDDifference  -0.60% (-0.03)

General attributes

ISIN	AU0000186678
Symbol	KLS
Exchange	Australian Securities Exchange
Currency	AUD
Sector	Transport
Security type	Stock
Market cap (m)	837 EUR
Benchmark	ASX ALL ORDINARIES INDEX

Market data

Bid (Bid size)	4.98 AUD (22,886)
Ask (Ask size)	5.01 AUD (3,150)
Open	5.10 AUD
High	5.10 AUD
Low	4.99 AUD
Close (prev. day)	5.02 AUD
VWAP	4.997466 AUD
Volume (pcs)	505,812
Trading volume	2,527,689.51
Number of trades	2,159
Last size	-

Futures and Options











Related Futures	-
Related Options	-

5y



Information about previous performance does not guarantee future performance.
Source: FactSet

Recent research

on sector	Date	Headline	Download
	2024/06/21	 Global Equity Ratings	
	2024/06/21	 Aktienempfehlungen Global	
	2024/06/14	 Equity Weekly	
	2024/06/14	 Global Equity Ratings	
	2024/06/14	 Aktienempfehlungen Global	

Details

2024/06/21 08:10:52

Price

4.99 AUD

 Difference ▼ -0.60% (-0.03)

General attributes

ISIN	AU0000186678
Symbol	KLS
Exchange	Australian Securities Exchange
Currency	AUD
Sector	Transport
Security type	Stock
Market cap (m)	837 EUR
Benchmark	ASX ALL ORDINARIES INDEX

Market data

Bid (Bid size)	4.98 AUD (22,886)
Ask (Ask size)	5.01 AUD (3,150)
Open	5.10 AUD
High	5.10 AUD
Low	4.99 AUD
Close (prev. day)	5.02 AUD
VWAP	4.997466 AUD
Volume (pcs)	505,812
Trading volume	2,527,689.51
Number of trades	2,159
Last size	-

Performance and Risk

	6m	1y	3y
Perf (%)	-27.15%	-30.69%	-48.24%
Perf (abs.)	-1.86	-2.21	-4.65
Beta	1.17	0.95	1.01
Volatility	31.96	27.08	32.63

5y



Information about previous performance does not guarantee future performance.
Source: FactSet

Price data

Ø price 5 days Ø volume 5 days (pcs.)	4.99 AUD (654,777)
Ø price 30 days Ø volume 30 days (pcs.)	5.22 AUD (523,010)
Ø price 100 days Ø volume 100 days (pcs.)	5.78 AUD (485,065)
Ø price 250 days Ø volume 250 days (pcs.)	6.24 AUD (473,359)
YTD High date	7.20 AUD (2024/01/31)
YTD Low date	4.86 AUD (2024/06/20)
52 Weeks High date	7.44 AUD (2023/07/04)
52 Weeks Low date	4.86 AUD (2024/06/20)

Arbitrage views

Exchange <input type="checkbox"/>	Date	Time	Price	Trading volume (mio.)	Number of trades
Stuttgart	2024/06/21	10:55	3.02 EUR	0.00	4
Munich	2024/06/21	08:09	3.12 EUR	0.00	1
Frankfurt	2024/06/21	08:05	2.76 EUR	0.00	1
Duesseldorf	2024/06/21	19:30	3.00 EUR	0.00	6
Berlin	2024/06/21	08:13	3.02 EUR	0.00	3

	21					
Australian Securities Exchange	2024/06/21	08:10	4.99 AUD	2.53		2,159

Company profile

Company Logo



Company Profile

-

Contact Details

KELSIAN GROUP

--

Telefon: -

Fax: -

E-mail: -