

## GREENYARD FOODS S.A.

ISIN: **BE0003765790** WKN: **376579**

## Overview

2024/07/11 13:18:31

Price  
5.72 EURDifference  -0.69% (-0.04)

## General attributes

ISIN	BE0003765790
Symbol	GREEN
Exchange	Euronext Brussels
Currency	EUR
Sector	Consumer Products
Security type	Stock
Market cap (m)	286 EUR
Benchmark	BEL 20 INDEX

## Market data

Bid (Bid size)	5.72 EUR (458)
Ask (Ask size)	5.74 EUR (1,331)
Open	5.76 EUR
High	5.76 EUR
Low	5.70 EUR
Close (prev. day)	5.76 EUR
VWAP	5.721864 EUR
Volume (pcs)	3,733
Trading volume	21,360.00
Number of trades	26
Last size	11

## Futures and Options





Related Futures	-
Related Options	-

5y



Information about previous performance does not guarantee future performance.  
Source: FactSet

## Recent research

on sector	on market		
Date		Headline	Download
2024/07/09		Aktienempfehlungen Österreich	
2024/07/05		Equity Weekly	
2024/06/24		Aktienempfehlungen Österreich	
2024/06/21		Global Equity Ratings	
2024/06/21		Aktienempfehlungen Global	

## Details

2024/07/11 13:18:31

### Price

5.72 EUR

**Difference** ▼ -0.69% (-0.04)

### General attributes

ISIN	BE0003765790
Symbol	GREEN
Exchange	Euronext Brussels
Currency	EUR
Sector	Consumer Products
Security type	Stock
Market cap (m)	286 EUR
Benchmark	BEL 20 INDEX

### Market data

Bid (Bid size)	5.72 EUR (458)
Ask (Ask size)	5.74 EUR (1,331)
Open	5.76 EUR
High	5.76 EUR
Low	5.70 EUR
Close (prev. day)	5.76 EUR
VWAP	5.721864 EUR
Volume (pcs)	3,733
Trading volume	21,360.00
Number of trades	26
Last size	11

### Performance and Risk

	6m	1y	3y
Perf (%)	-1.87%	-12.46%	-40.25%
Perf (abs.)	-0.11	-0.82	-3.88
Beta	-0.01	0.28	0.64
Volatility	27.08	26.41	33.08

5y



Information about previous performance does not guarantee future performance.  
Source: FactSet

### Price data

Ø price 5 days   Ø volume 5 days (pcs.)	5.80 EUR (7,472)
Ø price 30 days   Ø volume 30 days (pcs.)	6.19 EUR (13,528)
Ø price 100 days   Ø volume 100 days (pcs.)	5.58 EUR (21,663)
Ø price 250 days   Ø volume 250 days (pcs.)	5.83 EUR (13,552)
YTD High   date	6.54 EUR (2024/06/13)
YTD Low   date	5.00 EUR (2024/03/06)
52 Weeks High   date	6.94 EUR (2023/07/21)
52 Weeks Low   date	5.00 EUR (2024/03/06)

### All listings for GREENYARD FOODS S.A.

Exchange	Date	Time	Price	Trading volume (mio.)	Number of trades
Tradegate	2024/07/10	22:02	5.78 EUR	0.00	1
Stuttgart	2024/07/11	12:25	5.72 EUR	0.00	2
Munich	2024/07/11	08:16	5.74 EUR	0.00	1
London Stock Exchange	2021/03/03	14:13	7.86 EUR	0.00	1
Frankfurt	2024/07/09	09:06	5.66 EUR	0.00	1

	11						
Euronext Brussels	2024/07/11	13:18	5.72	EUR	0.02		26
Duesseldorf	2024/07/11	08:10	5.74	EUR	0.00		1
Berlin	2024/07/11	12:40	5.74	EUR	0.00		7

## Company profile

### Company Logo



### Contact Details

GREENYARD NV

--

Strijbroek 10 - 2860 Sint-Katelijne-Waver

Telefon: +32-1-532-42-00

Fax: +32-1-532-42-01

E-mail: info@greenyard.group

### Company Profile

-

#### Members of Management Board

Hein Deprez Chairman of Managing Board

Marc Zwaaneveld Chairman of Managing Board

Geert Peeters Member of Executive Committee

#### Board of directors

Koen Hoffman Chairman of Supervisory Board

Aalt Dijkhuizen Member of Supervisory Board

Dirk van Vlaenderen Member of Supervisory Board

Els Degroote Member of Supervisory Board

Gert Bervoerts Member of Supervisory Board

Hein Valere Maria Deprez Member of Supervisory Board

Marc Ooms Member of Supervisory Board

Valentine Deprez Member of Supervisory Board

Veerle Deprez Member of Supervisory Board