

## COLRUYT GROUP N.V.

ISIN: **BE0974256852** WKN: **971269**

## Overview

2024/04/17 08:11:24

Price

40.06 EUR

Difference  1.62% (0.64)

## General attributes

ISIN	BE0974256852
Symbol	COLR
Exchange	Berlin
Currency	EUR
Sector	Commerce
Security type	Stock
Market cap (m)	4,861 EUR
Benchmark	BEL 20 INDEX

## Market data

Bid (Bid size)	-
Ask (Ask size)	-
Open	40.06 EUR
High	40.06 EUR
Low	40.06 EUR
Close (prev. day)	39.42 EUR
VWAP	-
Volume (pcs)	0
Trading volume	0.00
Number of trades	2
Last size	0

## Futures and Options

Related Futures	50
Related Options	-









5y



Information about previous performance does not guarantee future performance.

Source: FactSet

## Recent research

on sector		on market	
Date		Headline	Download
2024/04/03		Global Equity Ratings	
2024/04/03		Aktienempfehlungen Global	
2024/03/13		Global Equity Ratings	
2024/03/13		Aktienempfehlungen Global	
2024/02/22		Aktienempfehlungen Global	

## Details

2024/04/17 08:11:24

## Price

40.06 EUR

Difference ▲ 1.62% (0.64)

## General attributes

ISIN	BE0974256852
Symbol	COLR
Exchange	Berlin
Currency	EUR
Sector	Commerce
Security type	Stock
Market cap (m)	4,861 EUR
Benchmark	BEL 20 INDEX

## Market data

Bid (Bid size)	-
Ask (Ask size)	-
Open	40.06 EUR
High	40.06 EUR
Low	40.06 EUR
Close (prev. day)	39.42 EUR
VWAP	-
Volume (pcs)	0
Trading volume	0.00
Number of trades	2
Last size	0

## Performance and Risk

	6m	1y	3y
Perf (%)	-0.89%	+60.05%	-16.87%
Perf (abs.)	-0.36	+15.03	-8.13
Beta	0.03	0.14	0.43
Volatility	24.63	25.87	32.11

5y



Information about previous performance does not guarantee future performance.  
Source: FactSet

## Price data

Ø price 5 days   Ø volume 5 days (pcs.)	39.98 EUR (0)
Ø price 30 days   Ø volume 30 days (pcs.)	41.72 EUR (0)
Ø price 100 days   Ø volume 100 days (pcs.)	41.23 EUR (1)
Ø price 250 days   Ø volume 250 days (pcs.)	37.48 EUR (0)
YTD High   date	44.54 EUR (2024/03/01)
YTD Low   date	38.73 EUR (2024/02/14)
52 Weeks High   date	44.54 EUR (2024/03/01)
52 Weeks Low   date	24.91 EUR (2023/04/21)

## Arbitrage views

Exchange <span>⊕</span>	Date	Time	Price	Trading volume (mio.)	Number of trades
Vienna Stock Exchange	2024/04/17	09:05	40.64 EUR	0.00	3
Tradegate	2024/04/17	22:26	40.68 EUR	0.00	1
Stuttgart	2024/04/17	08:12	40.10 EUR	0.00	3
London Stock Exchange European Trade Reporting	2024/04/17	17:30	40.92 EUR	0.00	2
Hanover	2024/	08:00	40.16 EUR	0.00	3

	04/17						
Frankfurt	2024/ 04/17	08:08	40.08	EUR	0.00		2
FINRA other OTC Issues	2024/ 04/03	17:31	44.70	USD	0.00		1
Euronext Brussels	2024/ 04/17	17:35	40.70	EUR	2.76		898
Duesseldorf	2024/ 04/17	08:10	39.96	EUR	0.00		3
Berlin	2024/ 04/17	08:11	40.06	EUR	0.00		2

## Company profile

### Company Logo



### Contact Details

COLRUYT GROUP NV

--

Edingensesteenweg 196 - 1500 Halle

Telefon: +32-2-363-55-45

Fax: +

E-mail: [contact@colruytgroup.com](mailto:contact@colruytgroup.com)

### Company Profile

-

#### Members of Management Board

Jef Colruyt	Chairman of Managing Board
Bart De Schutter	Member of Executive Committee
Christophe Dehandschutter	Member of Executive Committee
Jo Willemyns	Member of Executive Committee
Johan Vermeire	Member of Executive Committee
Koen Baetens	Member of Executive Committee
Liesbeth Sabbe	Member of Executive Committee
Peter Vanbellingen	Member of Executive Committee
Stefaan Vandamme	Member of Executive Committee
Stefan Goethaert	Member of Executive Committee

#### Board of directors

Jef Colruyt	Chairman of Supervisory Board
Dirk JS Van den Berghen	Member of Supervisory Board
Anton Dries Colpaert	Member of Supervisory Board
Astrid de Lathauwer	Member of Supervisory Board
Chantal de Vrieze	Member of Supervisory Board
Frans Colruyt	Member of Supervisory Board
Hilde Cerstelotte	Member of Supervisory Board
Rika Coppens	Member of Supervisory Board
Wim Colruyt	Member of Supervisory Board