

XIMEN MINING CORP

ISIN: CA98420B3092 WKN: -

Overview

2024/07/22 21:02:39

Price

0.165 CAD

Difference  -13.16% (-0.03)

General attributes

ISIN	CA98420B3092
Symbol	XIM
Exchange	TSX Venture Exchange
Currency	CAD
Sector	Energy / Commodities
Security type	Stock
Market cap (m)	4 EUR
Benchmark	S&P/TSX 60 INDEX

Market data

Bid (Bid size)	0.14 CAD (10,000)
Ask (Ask size)	0.18 CAD (14,000)
Open	0.195 CAD
High	0.195 CAD
Low	0.165 CAD
Close (prev. day)	0.19 CAD
VWAP	0.18 CAD
Volume (pcs)	10,000
Trading volume	1,800.00
Number of trades	3
Last size	5,000

Futures and Options











Related Futures	-
Related Options	-

5y



Information about previous performance does not guarantee future performance.
Source: FactSet

Recent research

on sector			
Date		Headline	Download
2024/07/26		Equity Weekly	
2024/07/24		Global Equity Ratings	
2024/07/24		Aktienempfehlungen Global	
2024/07/15		Aktienempfehlungen Global	
2024/07/12		Equity Weekly	

Details

2024/07/22 21:02:39

Price

0.165 CAD

Difference ▼ -13.16% (-0.03)

General attributes

ISIN	CA98420B3092
Symbol	XIM
Exchange	TSX Venture Exchange
Currency	CAD
Sector	Energy / Commodities
Security type	Stock
Market cap (m)	4 EUR
Benchmark	S&P/TSX 60 INDEX

Market data

Bid (Bid size)	0.14 CAD (10,000)
Ask (Ask size)	0.18 CAD (14,000)
Open	0.195 CAD
High	0.195 CAD
Low	0.165 CAD
Close (prev. day)	0.19 CAD
VWAP	0.18 CAD
Volume (pcs)	10,000
Trading volume	1,800.00
Number of trades	3
Last size	5,000

Performance and Risk

	6m	1y	3y
Perf (%)	-34.00%	-61.18%	-85.00%
Perf (abs.)	-0.09	-0.26	-0.94
Beta	-0.78	1.05	0.28
Volatility	177.38	175.27	142.69

5y



Information about previous performance does not guarantee future performance.
Source: FactSet

Price data

Ø price 5 days Ø volume 5 days (pcs.)	0.178 CAD (12,912)
Ø price 30 days Ø volume 30 days (pcs.)	0.119 CAD (22,820)
Ø price 100 days Ø volume 100 days (pcs.)	0.148 CAD (27,330)
Ø price 250 days Ø volume 250 days (pcs.)	0.232 CAD (21,939)
YTD High date	0.300 CAD (2024/01/02)
YTD Low date	0.100 CAD (2024/06/20)
52 Weeks High date	0.450 CAD (2023/07/27)
52 Weeks Low date	0.100 CAD (2024/06/20)

All listings for XIMEN MINING CORP

Exchange	Date	Time	Price	Trading volume (mio.)	Number of trades
Tradegate	2024/07/26	22:02	0.107 EUR	0.00	1
TSX Venture Exchange	2024/07/22	21:02	0.165 CAD	0.00	3
Stuttgart	2024/07/26	14:44	0.083 EUR	0.00	4
Munich	2024/07/26	08:02	0.115 EUR	0.00	1
Hamburg	2024/07/26	08:01	0.099 EUR	0.00	3

	26					
Frankfurt	2024/07/26	08:05	0.099	EUR	0.00	2
FINRA other OTC Issues	2024/07/25	15:36	0.1267	USD	0.00	1
Duesseldorf	2024/07/26	08:12	0.0985	EUR	0.00	3
Berlin	2024/07/26	08:02	0.0995	EUR	0.00	3

Company profile

Company Logo

Contact Details

XIMEN MINING

--

Telefon: -

Fax: -

E-mail: -

Company Profile

-