

SOLVAY SA

ISIN: **BE0003470755**WKN: **984396**

Overview

2024/05/06 20:49:34

Price

30.61 EUR

Difference  0.92% (0.28)

General attributes

ISIN BE0003470755

Symbol SOLB

Exchange Berlin

Currency EUR

Sector Chemical / Pharmaceutical / Health

Security type Stock

Market cap (m) 3,194 EUR

Benchmark BEL 20 INDEX

Market data

Bid (Bid size) -

Ask (Ask size) -

Open 30.07 EUR

High 30.61 EUR

Low 30.07 EUR

Close (prev. day) 30.33 EUR

VWAP -

Volume (pcs) 150

Trading volume 4,591.50

Number of trades 2

Last size 150

Futures and Options

Related Futures 23

Related Options -










5y

Information about previous performance does not guarantee future performance.

Source: FactSet

Recent research

on sector		on market	
Date		Headline	Download
2024/04/29		Aktienempfehlungen Österreich	
2024/04/26		Global Equity Ratings	
2024/04/26		Aktienempfehlungen Global	
2024/04/15		Aktienempfehlungen Österreich	
2024/04/03		Global Equity Ratings	

Details

2024/05/06 20:49:34

Price

30.61 EUR

Difference ▲ 0.92% (0.28)

General attributes

ISIN	BE0003470755
Symbol	SOLB
Exchange	Berlin
Currency	EUR
Sector	Chemical / Pharmaceutical / Health
Security type	Stock
Market cap (m)	3,194 EUR
Benchmark	BEL 20 INDEX

Market data

Bid (Bid size)	-
Ask (Ask size)	-
Open	30.07 EUR
High	30.61 EUR
Low	30.07 EUR
Close (prev. day)	30.33 EUR
VWAP	-
Volume (pcs)	150
Trading volume	4,591.50
Number of trades	2
Last size	150

Performance and Risk

	6m	1y	3y
Perf (%)	-68.66%	-70.51%	-72.30%
Perf (abs.)	-67.07	-73.19	-79.89
Beta	0.83	0.86	1.15
Volatility	263.43	183.79	108.56

5y



Information about previous performance does not guarantee future performance.
Source: FactSet

Price data

Ø price 5 days Ø volume 5 days (pcs.)	30.56 EUR (90)
Ø price 30 days Ø volume 30 days (pcs.)	28.24 EUR (20)
Ø price 100 days Ø volume 100 days (pcs.)	25.66 EUR (28)
Ø price 250 days Ø volume 250 days (pcs.)	72.14 EUR (12)
YTD High date	31.56 EUR (2024/04/23)
YTD Low date	22.34 EUR (2024/02/12)
52 Weeks High date	112.25 EUR (2023/12/08)
52 Weeks Low date	18.69 EUR (2023/12/11)

Arbitrage views

Exchange ⊕	Date	Time	Price	Trading volume (mio.)	Number of trades
Vienna Stock Exchange	2024/05/06	09:05	30.21 EUR	0.00	1
Tradegate	2024/05/06	22:26	30.47 EUR	0.12	32
Stuttgart	2024/05/06	13:25	30.77 EUR	0.00	4
Munich	2024/05/06	08:02	30.44 EUR	0.00	2
London Stock Exchange	2024/	17:30	30.24 EUR	0.00	1

European Trade Reporting	05/03					
Frankfurt	2024/ 05/06	09:09	30.01 EUR	0.00		3
FINRA other OTC Issues	2024/ 05/06	21:03	33.405 USD	0.04		24
Euronext Milan MTF Trading After Hours	-	-	-	0.00		-
Euronext Brussels	2024/ 05/06	17:36	30.42 EUR	8.36		1,733
Duesseldorf	2024/ 05/06	08:10	30.11 EUR	0.00		3
Berlin	2024/ 05/06	20:49	30.61 EUR	0.00		2

Company profile

Company Logo



Contact Details

SOLVAY SA

--

310, rue de Ransbeek - 1120 Brüssel

Telefon: +32-2-264-21-11

Fax: +

E-mail: -

Company Profile

-

Members of Management Board

Ilham Kadri Chairman of Managing Board

Augusto Didonfrancesco Member of Executive Committee

Dominique Golsong Member of Executive Committee

Hervé Tiberghien Member of Executive Committee

Karim Hajjar Member of Executive Committee

Marc Chollet Member of Executive Committee

Board of directors

Pierre Gurdjian Chairman of Supervisory Board

Wolfgang Colberg Member of Supervisory Board

Annette Stube Member of Supervisory Board

Aude Thibaut de Maisières Member of Supervisory Board

Marjan Johanna Oudeman Member of Supervisory Board

Melchior de Vogüe Member of Supervisory Board

Thierry Bonnefous Member of Supervisory Board

Thomas Aebischer Member of Supervisory Board

Yves Bonte Member of Supervisory Board