

## RIO2 LTD.

ISIN: CA7672171021 WKN: -

## Overview

2024/07/26 21:56:51

Price  
0.3801 USDDifference  -4.97% (-0.02)

## General attributes

ISIN	CA7672171021
Symbol	RIO
Exchange	FINRA other OTC Issues
Currency	USD
Sector	Energy / Commodities
Security type	Stock
Market cap (m)	120 EUR
Benchmark	S&P/TSX 60 INDEX

## Market data

Bid (Bid size)	-
Ask (Ask size)	-
Open	0.406 USD
High	0.406 USD
Low	0.38 USD
Close (prev. day)	0.40 USD
VWAP	0.3859 USD
Volume (pcs)	74,550
Trading volume	28,769.04
Number of trades	18
Last size	7,500

## Futures and Options








Related Futures	-
Related Options	-

5y



Information about previous performance does not guarantee future performance.  
Source: FactSet

## Recent research

on sector	Date	Headline	Download
	2024/07/26	 Equity Weekly	
	2024/07/24	 Global Equity Ratings	
	2024/07/24	 Aktienempfehlungen Global	
	2024/07/15	 Aktienempfehlungen Global	
	2024/07/12	 Equity Weekly	

## Details

2024/07/26 21:56:51

**Price**  
0.3801 USD

**Difference** 📉 -4.97% (-0.02)

## General attributes

ISIN	CA7672171021
Symbol	RIO
Exchange	FINRA other OTC Issues
Currency	USD
Sector	Energy / Commodities
Security type	Stock
Market cap (m)	120 EUR
Benchmark	S&P/TSX 60 INDEX

## Market data

Bid (Bid size)	-
Ask (Ask size)	-
Open	0.406 USD
High	0.406 USD
Low	0.38 USD
Close (prev. day)	0.40 USD
VWAP	0.3859 USD
Volume (pcs)	74,550
Trading volume	28,769.04
Number of trades	18
Last size	7,500

## Performance and Risk

	6m	1y	3y
Perf (%)	+53.27%	+105.46%	-31.98%
Perf (abs.)	+0.13	+0.20	-0.18
Beta	1.45	0.79	1.36
Volatility	60.32	77.00	104.13

5y



Information about previous performance does not guarantee future performance.  
Source: FactSet

## Price data

Ø price 5 days   Ø volume 5 days (pcs.)	0.3960 USD (48,917)
Ø price 30 days   Ø volume 30 days (pcs.)	0.3842 USD (82,451)
Ø price 100 days   Ø volume 100 days (pcs.)	0.3528 USD (131,516)
Ø price 250 days   Ø volume 250 days (pcs.)	0.2591 USD (100,099)
YTD High   date	0.4720 USD (2024/05/20)
YTD Low   date	0.2226 USD (2024/02/05)
52 Weeks High   date	0.4720 USD (2024/05/20)
52 Weeks Low   date	0.1113 USD (2023/11/08)

## All listings for RIO2 LTD.

Exchange <span>📍</span>	Date	Time	Price	Trading volume (mio.)	Number of trades
TSX Venture Exchange	2024/07/26	21:54	0.53 CAD	0.03	18
Stuttgart	2021/09/30	15:48	0.35 EUR	0.00	9
Frankfurt	2024/07/25	09:15	0.354 EUR	0.00	3
FINRA other OTC Issues	2024/07/26	21:56	0.3801 USD	0.03	18
Berlin	2024/07/26	20:48	0.356 EUR	0.00	20



## Company profile

### Company Logo



### Company Profile

-

### Contact Details

RIO2 LTD.

--

----

Telefon: -

Fax: -

E-mail: -