

## WOOLWORTHS GROUP LTD.

ISIN: AU000000WOW2 WKN: WOW

## Overview

2024/10/16 21:37:15

Price  
20.715 USDDifference  -5.19% (-1.14)

## General attributes

ISIN	AU000000WOW2
Symbol	WOW
Exchange	FINRA other OTC Issues
Currency	USD
Sector	Commerce
Security type	Stock
Market cap (m)	24,705 EUR
Benchmark	ASX ALL ORDINARIES INDEX

## Market data

Bid (Bid size)	-
Ask (Ask size)	-
Open	22.40 USD
High	22.90 USD
Low	20.715 USD
Close (prev. day)	21.85 USD
VWAP	21.762299 USD
Volume (pcs)	1,496
Trading volume	32,556.40
Number of trades	5
Last size	500

## Futures and Options











Related Futures	-
Related Options	2,173

5y



Information about previous performance does not guarantee future performance.  
Source: FactSet

## Recent research

on sector			
Date		Headline	Download
2024/09/27		Global Equity Ratings	
2024/09/27		Aktienempfehlungen Global	
2024/09/11		Global Equity Ratings	
2024/09/11		Aktienempfehlungen Global	
2024/09/05		Global Equity Ratings	

## Details

2024/10/16 21:37:15

**Price**  
20.715 USD

**Difference** ▼ -5.19% (-1.14)

### General attributes

ISIN	AU000000WOW2
Symbol	WOW
Exchange	FINRA other OTC Issues
Currency	USD
Sector	Commerce
Security type	Stock
Market cap (m)	24,705 EUR
Benchmark	ASX ALL ORDINARIES INDEX

### Market data

Bid (Bid size)	-
Ask (Ask size)	-
Open	22.40 USD
High	22.90 USD
Low	20.715 USD
Close (prev. day)	21.85 USD
VWAP	21.762299 USD
Volume (pcs)	1,496
Trading volume	32,556.40
Number of trades	5
Last size	500

### Performance and Risk

	6m	1y	3y
Perf (%)	+3.78%	-	-
Perf (abs.)	+0.76	-	-
Beta	0.65	0.66	0.55
Volatility	40.90	32.68	23.04

5y



Information about previous performance does not guarantee future performance.  
Source: FactSet

### Price data

Ø price 5 days   Ø volume 5 days (pcs.)	- USD (-)
Ø price 30 days   Ø volume 30 days (pcs.)	22.281 USD (638)
Ø price 100 days   Ø volume 100 days (pcs.)	22.061 USD (713)
Ø price 250 days   Ø volume 250 days (pcs.)	21.931 USD (682)
YTD High   date	25.260 USD (2024/07/17)
YTD Low   date	19.620 USD (2024/05/02)
52 Weeks High   date	25.260 USD (2024/07/17)
52 Weeks Low   date	19.620 USD (2024/05/02)

### All listings for WOOLWORTHS GROUP LTD.

Exchange	Date	Time	Price	Trading volume (mio.)	Number of trades
Tradegate	2024/10/18	22:02	20.20 EUR	0.00	1
Stuttgart	2024/10/18	08:07	20.20 EUR	0.00	3
Munich	2024/10/18	17:25	20.00 EUR	0.00	3
Hamburg	2024/10/18	17:25	20.00 EUR	0.00	3
Frankfurt	2024/	08:20	20.00 EUR	0.00	2

	10/18					
FINRA other OTC Issues	2024/10/16	21:37	20.715 USD	0.03		5
Duesseldorf	2024/10/18	19:30	19.90 EUR	0.00		6
Australian Securities Exchange	2024/10/18	07:10	32.70 AUD	64.27		8,375

## Company profile

### Company Logo



### Contact Details

WOOLWORTHS GROUP LTD.

--

Woolworths Way 1 2153 Bella Vista

Telefon: +61 2 8885 0000

Fax: +61 2 8885 0001

E-mail: -

### Company Profile

-

#### Members of Management Board

Brad Banducci Chairman of Managing Board

Alex Holt Member of Executive Committee

Amitabh Mall Member of Executive Committee

Andrew Hicks Member of Executive Committee

Bill Reid Member of Executive Committee

Caryn Katsikogianis Member of Executive Committee

Christian Bennett Member of Executive Committee

David Walker Member of Executive Committee

John Hunt Member of Executive Committee

Stephen Harrison Member of Executive Committee

Von Ingram Member of Executive Committee

#### Board of directors

Scott Perkins Chairman of Supervisory Board

Holly Kramer Member of Supervisory Board

Jennifer Carr-Smith Member of Supervisory Board

Kathryn Tesija Member of Supervisory Board

Maxine Brenner Member of Supervisory Board

Philip Chronican Member of Supervisory Board

Tracey Fellows Member of Supervisory Board

Warwick Bray Member of Supervisory Board