

STOCKMANN OYJ ABP

ISIN: **FI0009000251** WKN: -

Overview

2023/10/04 11:30:14

Price
2.29 EURDifference  -1.29% (-0.03)

General attributes

ISIN	FI0009000251
Symbol	STOCKA
Exchange	Stuttgart
Currency	EUR
Sector	Commerce
Security type	Stock
Market cap (m)	367 EUR
Benchmark	OMX HELSINKI 25

Market data

Bid (Bid size)	- (0)
Ask (Ask size)	- (0)
Open	2.295 EUR
High	2.295 EUR
Low	2.265 EUR
Close (prev. day)	2.32 EUR
VWAP	-
Volume (pcs)	0
Trading volume	0.00
Number of trades	5
Last size	0

Futures and Options











Related Futures	-
Related Options	-

5y



Information about previous performance does not guarantee future performance.
Source: FactSet

Recent research

on sector		on market	
Date		Headline	Download
2023/09/29		Global Equity Ratings	
2023/09/29		Aktienempfehlungen Global	
2023/09/08		Global Equity Ratings	
2023/09/08		Aktienempfehlungen Global	
2023/08/22		Global Equity Ratings	

Details

2023/10/04 11:30:14

Price
2.29 EURDifference ▼ -1.29% (-0.03)

General attributes

ISIN	FI0009000251
Symbol	STOCKA
Exchange	Stuttgart
Currency	EUR
Sector	Commerce
Security type	Stock
Market cap (m)	367 EUR
Benchmark	OMX HELSINKI 25

Market data

Bid (Bid size)	- (0)
Ask (Ask size)	- (0)
Open	2.295 EUR
High	2.295 EUR
Low	2.265 EUR
Close (prev. day)	2.32 EUR
VWAP	-
Volume (pcs)	0
Trading volume	0.00
Number of trades	5
Last size	0

Performance and Risk

	6m	1y	3y
Perf (%)	+18.16%	+10.90%	+209.04%
Perf (abs.)	+0.35	+0.23	+1.55
Beta	0.56	0.78	0.91
Volatility	32.63	34.68	50.44

5y



Information about previous performance does not guarantee future performance.
Source: FactSet

Price data

Ø price 5 days Ø volume 5 days (pcs.)	2.32 EUR (0)
Ø price 30 days Ø volume 30 days (pcs.)	2.14 EUR (0)
Ø price 100 days Ø volume 100 days (pcs.)	2.07 EUR (10)
Ø price 250 days Ø volume 250 days (pcs.)	1.99 EUR (4)
YTD High date	2.39 EUR (2023/09/27)
YTD Low date	1.60 EUR (2023/03/20)
52 Weeks High date	2.39 EUR (2023/09/27)
52 Weeks Low date	1.60 EUR (2023/03/20)

Arbitrage views

Exchange ⊕	Date	Time	Price	Trading volume (mio.)	Number of trades
Stuttgart	2023/10/04	11:30	2.29 EUR	0.00	5
Nasdaq Helsinki	2023/10/04	17:29	2.315 EUR	0.56	406
Munich	2023/10/04	08:09	2.36 EUR	0.00	1
London Stock Exchange	2019/03/29	17:25	2.1225 EUR	0.00	2
Frankfurt	2023/10/04	08:06	2.29 EUR	0.00	1

	04					
Berlin	2023/10/04	21:43	2.325 EUR	0.00		17

Company profile

Company Logo



Company Profile

-

Contact Details

STOCKMANN

--

Aleksanterinkatu52b - 00101 Helsinki

Telefon: +358 9 1211

Fax: +358 9 121 3101

E-mail: -