

STOCKMANN OYJ ABP

ISIN: **FI0009000251** WKN: -

Overview

2023/06/05 11:46:15

Price
1.976 EURDifference  1.23% (0.02)

General attributes

ISIN	FI0009000251
Symbol	STOCKA
Exchange	Stuttgart
Currency	EUR
Sector	Commerce
Security type	Stock
Market cap (m)	309 EUR
Benchmark	OMX HELSINKI 25

Market data

Bid (Bid size)	- (0)
Ask (Ask size)	- (0)
Open	1.938 EUR
High	1.976 EUR
Low	1.938 EUR
Close (prev. day)	1.952 EUR
VWAP	-
Volume (pcs)	0
Trading volume	0.00
Number of trades	5
Last size	0

Futures and Options






Related Futures	-
Related Options	-

5y



Information about previous performance does not guarantee future performance.
Source: FactSet

Recent research

on sector		on market	
Date		Headline	Download
2023/06/01		Aktienempfehlungen Global	
2023/06/01		Global Equity Ratings	
2023/05/24		Global Equity Ratings	
2023/05/24		Aktienempfehlungen Global	
2023/05/03		Global Equity Ratings	

Details

2023/06/05 11:46:15

Price

1.976 EUR

Difference ▲ 1.23% (0.02)

General attributes

ISIN	F10009000251
Symbol	STOCKA
Exchange	Stuttgart
Currency	EUR
Sector	Commerce
Security type	Stock
Market cap (m)	309 EUR
Benchmark	OMX HELSINKI 25

Market data

Bid (Bid size)	- (0)
Ask (Ask size)	- (0)
Open	1.938 EUR
High	1.976 EUR
Low	1.938 EUR
Close (prev. day)	1.952 EUR
VWAP	-
Volume (pcs)	0
Trading volume	0.00
Number of trades	5
Last size	0

Performance and Risk

	6m	1y	3y
Perf (%)	+12.91%	-16.62%	+47.46%
Perf (abs.)	+0.23	-0.39	+0.64
Beta	0.77	0.86	0.97
Volatility	31.68	43.12	51.71

5y



Information about previous performance does not guarantee future performance.
Source: FactSet

Price data

Ø price 5 days Ø volume 5 days (pcs.)	1.948 EUR (0)
Ø price 30 days Ø volume 30 days (pcs.)	2.033 EUR (0)
Ø price 100 days Ø volume 100 days (pcs.)	1.955 EUR (0)
Ø price 250 days Ø volume 250 days (pcs.)	2.073 EUR (0)
YTD High date	2.255 EUR (2023/05/12)
YTD Low date	1.602 EUR (2023/03/20)
52 Weeks High date	2.925 EUR (2022/08/12)
52 Weeks Low date	1.602 EUR (2023/03/20)

Arbitrage views

Exchange ⊕	Date	Time	Price	Trading volume (mio.)	Number of trades
Stuttgart	2023/06/05	11:46	1.976 EUR	0.00	5
Nasdaq Helsinki	2023/06/05	17:29	1.984 EUR	0.14	177
Munich	2023/06/05	08:09	1.98 EUR	0.00	1
London Stock Exchange	2019/03/29	17:25	2.1225 EUR	0.00	2
Frankfurt	2023/06/05	08:05	1.936 EUR	0.00	1

	05					
Berlin	2023/06/05	21:43	1.99 EUR	0.00		17

Company profile

Company Logo



Company Profile

-

Contact Details

STOCKMANN

--

Aleksanterinkatu52b - 00101 Helsinki

Telefon: +358 9 1211

Fax: +358 9 121 3101

E-mail: -