

CAVERION OYJ

ISIN: FI4000062781 WKN: -

Overview

2024/05/03 08:04:29

Price
8.62 EURDifference  -1.26% (-0.11)

General attributes

ISIN	FI4000062781
Symbol	-
Exchange	Stuttgart
Currency	EUR
Sector	Construction
Security type	Stock
Market cap (m)	1,217 EUR
Benchmark	OMX HELSINKI 25

Market data

Bid (Bid size)	- (0)
Ask (Ask size)	- (0)
Open	8.62 EUR
High	8.62 EUR
Low	8.62 EUR
Close (prev. day)	8.73 EUR
VWAP	-
Volume (pcs)	0
Trading volume	0.00
Number of trades	3
Last size	0

Futures and Options





Related Futures	-
Related Options	-

5y



Information about previous performance does not guarantee future performance.
Source: FactSet

Recent research

on sector		on market	
Date		Headline	Download
2024/07/24		Global Equity Ratings	
2024/07/24		Aktienempfehlungen Global	
2024/07/15		Aktienempfehlungen Global	
2024/07/12		Global Equity Ratings	
2024/07/09		Aktienempfehlungen Österreich	

Details

2024/05/03 08:04:29

Price

8.62 EUR

Difference 📉 -1.26% (-0.11)

General attributes

ISIN	F14000062781
Symbol	-
Exchange	Stuttgart
Currency	EUR
Sector	Construction
Security type	Stock
Market cap (m)	1,217 EUR
Benchmark	OMX HELSINKI 25

Market data

Bid (Bid size)	- (0)
Ask (Ask size)	- (0)
Open	8.62 EUR
High	8.62 EUR
Low	8.62 EUR
Close (prev. day)	8.73 EUR
VWAP	-
Volume (pcs)	0
Trading volume	0.00
Number of trades	3
Last size	0

Performance and Risk

	6m	1y	3y
Perf (%)	+0.70%	+0.94%	+29.43%
Perf (abs.)	+0.06	+0.08	+1.96
Beta	-0.02	0.01	0.56
Volatility	5.90	7.00	33.75

5y



Information about previous performance does not guarantee future performance.
Source: FactSet

Price data

Ø price 5 days Ø volume 5 days (pcs.)	8.70 EUR (0)
Ø price 30 days Ø volume 30 days (pcs.)	8.71 EUR (0)
Ø price 100 days Ø volume 100 days (pcs.)	8.65 EUR (8)
Ø price 250 days Ø volume 250 days (pcs.)	8.56 EUR (3)
YTD High date	8.78 EUR (2024/03/21)
YTD Low date	8.51 EUR (2024/01/05)
52 Weeks High date	8.78 EUR (2024/03/21)
52 Weeks Low date	8.22 EUR (2023/05/16)

Arbitrage views

Exchange	Date	Time	Price	Trading volume (mio.)	Number of trades
Stuttgart	2024/05/03	08:04	8.62 EUR	0.00	3
Frankfurt	2024/05/02	08:18	8.69 EUR	0.00	2
Duesseldorf	2024/05/03	08:11	8.61 EUR	0.00	3
Berlin	2024/05/02	21:43	8.77 EUR	0.00	18

Company profile

Company Logo



Company Profile

-

Contact Details

CAVERION

--

Telefon: -

Fax: -

E-mail: -