

CAVERION OYJ

ISIN:

FI4000062781

WKN: CAV1V

Overview

2022/11/25 15:43:17

Price

6.94 EUR

Difference  0.14% (0.01)

General attributes

ISIN	FI4000062781
Symbol	CAV1V
Exchange	Stuttgart
Currency	EUR
Sector	Construction
Security type	Stock
Market cap (m)	970 EUR
Benchmark	OMX HELSINKI 25

Market data

Bid (Bid size)	- (0)
Ask (Ask size)	- (0)
Open	6.91 EUR
High	6.94 EUR
Low	6.91 EUR
Close (prev. day)	6.93 EUR
VWAP	-
Volume (pcs)	0
Trading volume	0.00
Number of trades	9
Last size	0

Futures and Options




Related Futures	-
Related Options	-

5y



Information about previous performance does not guarantee future performance.
Source: FactSet

Recent research

on sector		on market	
Date		Headline	Download
2022/11/21		Aktienempfehlungen Österreich	
2022/11/18		Equity Weekly	
2022/11/18		Global Equity Ratings	
2022/11/18		Aktienempfehlungen Global	
2022/11/14		Aktienempfehlungen Österreich	

Details

2022/11/25 15:43:17

Price

6.94 EUR

Difference ▲ 0.14% (0.01)

General attributes

ISIN	FI4000062781
Symbol	CAV1V
Exchange	Stuttgart
Currency	EUR
Sector	Construction
Security type	Stock
Market cap (m)	970 EUR
Benchmark	OMX HELSINKI 25

Market data

Bid (Bid size)	- (0)
Ask (Ask size)	- (0)
Open	6.91 EUR
High	6.94 EUR
Low	6.91 EUR
Close (prev. day)	6.93 EUR
VWAP	-
Volume (pcs)	0
Trading volume	0.00
Number of trades	9
Last size	0

Performance and Risk

	6m	1y	3y
Perf (%)	+53.71%	+7.76%	-6.09%
Perf (abs.)	+2.43	+0.50	-0.45
Beta	0.69	0.89	0.83
Volatility	61.61	50.96	41.48

5y



Information about previous performance does not guarantee future performance.
Source: FactSet

Price data

Ø price 5 days Ø volume 5 days (pcs.)	6.92 EUR (0)
Ø price 30 days Ø volume 30 days (pcs.)	5.78 EUR (144)
Ø price 100 days Ø volume 100 days (pcs.)	5.00 EUR (46)
Ø price 250 days Ø volume 250 days (pcs.)	5.19 EUR (44)
YTD High date	6.94 EUR (2022/11/23)
YTD Low date	4.04 EUR (2022/10/13)
52 Weeks High date	6.94 EUR (2022/11/23)
52 Weeks Low date	4.04 EUR (2022/10/13)

Arbitrage views

Exchange ⊕	Date	Time	Price	Trading volume (mio.)	Number of trades
Stuttgart	2022/11/25	15:43	6.94 EUR	0.00	9
Nasdaq Helsinki	2022/11/25	17:29	6.98 EUR	0.65	157
London Stock Exchange European Trade Reporting	2022/11/25	17:25	6.96 EUR	0.00	2
Frankfurt	2022/11/25	08:00	6.91 EUR	0.00	1
Duesseldorf	2022/	21:00	6.92 EUR	0.00	13

	11/25					
Berlin	2022/ 11/25	21:34	6.98	EUR	0.00	16

Company profile

Company Logo



Company Profile

-

Contact Details

CAVERION

--

Telefon: -

Fax: -

E-mail: -