

CAVERION OYJ

ISIN:

FI4000062781

WKN: CAV1V

Overview

2022/10/07 16:16:04

Price

4.245 EUR

Difference  -1.28% (-0.06)

General attributes

ISIN	FI4000062781
Symbol	CAV1V
Exchange	Stuttgart
Currency	EUR
Sector	Construction
Security type	Stock
Market cap (m)	601 EUR
Benchmark	OMX HELSINKI 25

Market data

Bid (Bid size)	- (0)
Ask (Ask size)	- (0)
Open	4.295 EUR
High	4.31 EUR
Low	4.245 EUR
Close (prev. day)	4.30 EUR
VWAP	-
Volume (pcs)	0
Trading volume	0.00
Number of trades	5
Last size	0

Futures and Options











Related Futures	-
Related Options	-

5y



Information about previous performance does not guarantee future performance.
Source: FactSet

Recent research

on sector		on market	
Date		Headline	Download
2022/10/05		Global Equity Ratings	
2022/10/05		Aktienempfehlungen Global	
2022/09/26		Global Equity Ratings	
2022/09/26		Aktienempfehlungen Global	
2022/09/19		Aktienempfehlungen Österreich	

Details

2022/10/07 16:16:04

Price

4.245 EUR

Difference  -1.28% (-0.06)

General attributes

ISIN	FI4000062781
Symbol	CAV1V
Exchange	Stuttgart
Currency	EUR
Sector	Construction
Security type	Stock
Market cap (m)	601 EUR
Benchmark	OMX HELSINKI 25

Market data

Bid (Bid size)	- (0)
Ask (Ask size)	- (0)
Open	4.295 EUR
High	4.31 EUR
Low	4.245 EUR
Close (prev. day)	4.30 EUR
VWAP	-
Volume (pcs)	0
Trading volume	0.00
Number of trades	5
Last size	0

Performance and Risk

	6m	1y	3y
Perf (%)	-12.83%	-36.83%	-20.65%
Perf (abs.)	-0.63	-2.48	-1.11
Beta	0.82	0.95	0.84
Volatility	29.93	31.85	36.15

5y



Information about previous performance does not guarantee future performance.
Source: FactSet

Price data

Ø price 5 days Ø volume 5 days (pcs.)	4.291 EUR (0)
Ø price 30 days Ø volume 30 days (pcs.)	4.547 EUR (8)
Ø price 100 days Ø volume 100 days (pcs.)	4.620 EUR (3)
Ø price 250 days Ø volume 250 days (pcs.)	5.321 EUR (27)
YTD High date	6.740 EUR (2022/01/17)
YTD Low date	4.150 EUR (2022/09/29)
52 Weeks High date	6.935 EUR (2021/10/28)
52 Weeks Low date	4.150 EUR (2022/09/29)

Arbitrage views

Exchange 	Date	Time	Price	Trading volume (mio.)	Number of trades
Stuttgart	2022/10/07	16:16	4.245 EUR	0.00	5
Nasdaq Helsinki	2022/10/07	17:29	4.325 EUR	0.22	264
London Stock Exchange European Trade Reporting	2022/10/07	17:25	4.3025 EUR	0.00	2
Frankfurt	2022/10/07	08:03	4.30 EUR	0.00	1
Duesseldorf	2022/	21:00	4.245 EUR	0.00	13

	10/07					
Berlin	2022/ 10/07	21:34	4.325 EUR	0.00		15

Company profile

Company Logo



Company Profile

-

Contact Details

CAVERION

--

Telefon: -

Fax: -

E-mail: -