

BLACKBERRY LTD

ISIN: CA09228F1036 WKN: 09228F103

Overview

2024/09/13 19:31:53

Price
2.233 EURDifference  -0.40% (-0.01)

General attributes

ISIN	CA09228F1036
Symbol	BB
Exchange	Duesseldorf
Currency	EUR
Sector	Telecommunications
Security type	Stock
Market cap (m)	1,321 EUR
Benchmark	S&P/TSX 60 INDEX

Market data

Bid (Bid size)	-
Ask (Ask size)	-
Open	2.215 EUR
High	2.233 EUR
Low	2.213 EUR
Close (prev. day)	2.242 EUR
VWAP	-
Volume (pcs)	0
Trading volume	0.00
Number of trades	7
Last size	0

Futures and Options









Related Futures	-
Related Options	-

5y



Information about previous performance does not guarantee future performance.
Source: FactSet

Recent research

on sector			
Date		Headline	Download
2024/09/11		Global Equity Ratings	
2024/09/11		Aktienempfehlungen Global	
2024/09/09		Aktienempfehlungen Österreich	
2024/09/05		Global Equity Ratings	
2024/09/05		Aktienempfehlungen Global	

Details

2024/09/13 19:31:53

Price

2.233 EUR

Difference  -0.40% (-0.01)

General attributes

ISIN	CA09228F1036
Symbol	BB
Exchange	Duesseldorf
Currency	EUR
Sector	Telecommunications
Security type	Stock
Market cap (m)	1,321 EUR
Benchmark	S&P/TSX 60 INDEX

Market data

Bid (Bid size)	-
Ask (Ask size)	-
Open	2.215 EUR
High	2.233 EUR
Low	2.213 EUR
Close (prev. day)	2.242 EUR
VWAP	-
Volume (pcs)	0
Trading volume	0.00
Number of trades	7
Last size	0

Performance and Risk

	6m	1y	3y
Perf (%)	-20.87%	-56.43%	-75.19%
Perf (abs.)	-0.59	-2.89	-6.77
Beta	-	-	-
Volatility	58.57	58.54	57.89

5y



Information about previous performance does not guarantee future performance.
Source: FactSet

Price data

Ø price 5 days Ø volume 5 days (pcs.)	2.187 EUR (0)
Ø price 30 days Ø volume 30 days (pcs.)	2.082 EUR (70)
Ø price 100 days Ø volume 100 days (pcs.)	2.321 EUR (45)
Ø price 250 days Ø volume 250 days (pcs.)	2.778 EUR (25)
YTD High date	3.556 EUR (2024/05/14)
YTD Low date	1.816 EUR (2024/08/05)
52 Weeks High date	5.195 EUR (2023/09/14)
52 Weeks Low date	1.816 EUR (2024/08/05)

All listings for BLACKBERRY LTD

Exchange 	Date	Time	Price	Trading volume (mio.)	Number of trades
Tradegate	2024/09/13	22:26	2.234 EUR	0.00	5
Toronto Stock Exchange	2024/09/13	22:00	3.36 CAD	5.37	1,708
Stuttgart	2024/09/13	20:07	2.223 EUR	0.00	5
SIX Swiss Exchange	2019/07/09	17:35	8.50 CHF	0.00	1
NYSE	2024/09/13	22:00	2.48 USD	12.82	9,233

	13					
Munich	2024/09/ 13	17:25	2.20	EUR	0.00	3
London Stock Exchange	2024/05/ 15	16:12	4.35	CAD	0.12	1
Hanover	2024/09/ 13	17:25	2.24	EUR	0.00	4
Hamburg	2024/09/ 13	17:25	2.248	EUR	0.00	4
Frankfurt	2024/09/ 13	12:52	2.215	EUR	0.00	1
Duesseldorf	2024/09/ 13	19:31	2.233	EUR	0.00	7
Berlin	2024/09/ 13	08:08	2.216	EUR	0.00	3

Company profile

Company Logo



Contact Details

BLACKBERRY LTD.

--

2200 University Avenue East - N2K 0A7
Waterloo

Telefon: +1-519-888-7465

Fax: +1-519-888-1975

E-mail: -

Company Profile

-

Members of Management Board

John S. Chen Chairman of Managing Board

Arvind Raman Member of Executive Committee

Charles Eagan Member of Executive Committee

Jesse Harold Member of Executive Committee

John Giamatteo Member of Executive Committee

John Wall Member of Executive Committee

Marjorie Dickman Member of Executive Committee

Mark Wilson Member of Executive Committee

Mattias Eriksson Member of Executive Committee

Neelam Sandhu Member of Executive Committee

Nita White-Ivy Member of Executive Committee

Phil Kurtz Member of Executive Committee

Sai Yuen (Billy) Ho Member of Executive Committee

Steve Rai Member of Executive Committee

Vito Giallorenzo Member of Executive Committee

Board of directors

Richard Lynch Chairman of Supervisory Board

Lisa Disbrow Member of Supervisory Board

Lori O'Neill Member of Supervisory Board

Michael Daniels Member of Supervisory Board

Philip Brace Member of Supervisory Board

Wayne Wouters Member of Supervisory Board