

CAVERION OYJ

ISIN: **FI4000062781** WKN: -

Overview

2024/05/02 21:43:12

Price
8.77 EURDifference  0.34% (0.03)

General attributes

ISIN	FI4000062781
Symbol	-
Exchange	Berlin
Currency	EUR
Sector	Construction
Security type	Stock
Market cap (m)	1,217 EUR
Benchmark	OMX HELSINKI 25

Market data

Bid (Bid size)	-
Ask (Ask size)	-
Open	8.75 EUR
High	8.78 EUR
Low	8.75 EUR
Close (prev. day)	8.74 EUR
VWAP	-
Volume (pcs)	0
Trading volume	0.00
Number of trades	18
Last size	0

Futures and Options




Related Futures	-
Related Options	-

5y



Information about previous performance does not guarantee future performance.
Source: FactSet

Recent research

on sector		on market	
Date		Headline	Download
2024/07/24		Global Equity Ratings	
2024/07/24		Aktienempfehlungen Global	
2024/07/15		Aktienempfehlungen Global	
2024/07/12		Global Equity Ratings	
2024/07/09		Aktienempfehlungen Österreich	

Details

2024/05/02 21:43:12

Price

8.77 EUR

Difference ▲ 0.34% (0.03)

General attributes

ISIN	F14000062781
Symbol	-
Exchange	Berlin
Currency	EUR
Sector	Construction
Security type	Stock
Market cap (m)	1,217 EUR
Benchmark	OMX HELSINKI 25

Market data

Bid (Bid size)	-
Ask (Ask size)	-
Open	8.75 EUR
High	8.78 EUR
Low	8.75 EUR
Close (prev. day)	8.74 EUR
VWAP	-
Volume (pcs)	0
Trading volume	0.00
Number of trades	18
Last size	0

Performance and Risk

	6m	1y	3y
Perf (%)	+0.80%	+1.98%	+27.75%
Perf (abs.)	+0.07	+0.17	+1.91
Beta	-0.02	0.01	0.56
Volatility	7.04	8.90	32.33

5y



Information about previous performance does not guarantee future performance.
Source: FactSet

Price data

Ø price 5 days Ø volume 5 days (pcs.)	8.75 EUR (0)
Ø price 30 days Ø volume 30 days (pcs.)	8.75 EUR (0)
Ø price 100 days Ø volume 100 days (pcs.)	8.68 EUR (0)
Ø price 250 days Ø volume 250 days (pcs.)	8.60 EUR (2)
YTD High date	8.83 EUR (2024/03/21)
YTD Low date	8.56 EUR (2024/01/05)
52 Weeks High date	8.83 EUR (2024/03/21)
52 Weeks Low date	8.25 EUR (2023/05/16)

Arbitrage views

Exchange	Date	Time	Price	Trading volume (mio.)	Number of trades
Stuttgart	2024/05/03	08:04	8.62 EUR	0.00	3
Frankfurt	2024/05/02	08:18	8.69 EUR	0.00	2
Duesseldorf	2024/05/03	08:11	8.61 EUR	0.00	3
Berlin	2024/05/02	21:43	8.77 EUR	0.00	18

Company profile

Company Logo



Company Profile

-

Contact Details

CAVERION

--

Telefon: -

Fax: -

E-mail: -