

## CAVERION OYJ

ISIN:

FI4000062781

WKN: CAV1V

## Overview

2022/10/07 21:34:27

Price

4.325 EUR

Difference  -0.80% (-0.04)

## General attributes

ISIN	FI4000062781
Symbol	CAV1V
Exchange	Berlin
Currency	EUR
Sector	Construction
Security type	Stock
Market cap (m)	601 EUR
Benchmark	OMX HELSINKI 25

## Market data

Bid (Bid size)	-
Ask (Ask size)	-
Open	4.36 EUR
High	4.385 EUR
Low	4.305 EUR
Close (prev. day)	4.36 EUR
VWAP	-
Volume (pcs)	0
Trading volume	0.00
Number of trades	15
Last size	0

## Futures and Options








Related Futures	-
Related Options	-

5y



Information about previous performance does not guarantee future performance.  
Source: FactSet

## Recent research

on sector		on market	
Date		Headline	Download
2022/10/05		Global Equity Ratings	
2022/10/05		Aktienempfehlungen Global	
2022/09/26		Global Equity Ratings	
2022/09/26		Aktienempfehlungen Global	
2022/09/19		Aktienempfehlungen Österreich	

## Details

2022/10/07 21:34:27

## Price

4.325 EUR

Difference  -0.80% (-0.04)

## General attributes

ISIN	FI4000062781
Symbol	CAV1V
Exchange	Berlin
Currency	EUR
Sector	Construction
Security type	Stock
Market cap (m)	601 EUR
Benchmark	OMX HELSINKI 25

## Market data

Bid (Bid size)	-
Ask (Ask size)	-
Open	4.36 EUR
High	4.385 EUR
Low	4.305 EUR
Close (prev. day)	4.36 EUR
VWAP	-
Volume (pcs)	0
Trading volume	0.00
Number of trades	15
Last size	0

## Performance and Risk

	6m	1y	3y
Perf (%)	-12.36%	-36.35%	-20.79%
Perf (abs.)	-0.61	-2.47	-1.14
Beta	0.82	0.95	0.84
Volatility	29.02	31.48	35.42

5y



Information about previous performance does not guarantee future performance.  
Source: FactSet

## Price data

Ø price 5 days   Ø volume 5 days (pcs.)	4.351 EUR (0)
Ø price 30 days   Ø volume 30 days (pcs.)	4.610 EUR (0)
Ø price 100 days   Ø volume 100 days (pcs.)	4.683 EUR (0)
Ø price 250 days   Ø volume 250 days (pcs.)	5.392 EUR (0)
YTD High   date	6.725 EUR (2022/01/13)
YTD Low   date	4.165 EUR (2022/09/28)
52 Weeks High   date	7.010 EUR (2021/11/16)
52 Weeks Low   date	4.165 EUR (2022/09/28)

## Arbitrage views

Exchange 	Date	Time	Price	Trading volume (mio.)	Number of trades
Stuttgart	2022/10/07	16:16	4.245 EUR	0.00	5
Nasdaq Helsinki	2022/10/07	17:29	4.325 EUR	0.22	264
London Stock Exchange European Trade Reporting	2022/10/07	17:25	4.3025 EUR	0.00	2
Frankfurt	2022/10/07	08:03	4.30 EUR	0.00	1
Duesseldorf	2022/	21:00	4.245 EUR	0.00	13

	10/07					
Berlin	2022/ 10/07	21:34	4.325 EUR	0.00		15

## Company profile

Company Logo



Company Profile

-

### Contact Details

CAVERION

--

----

Telefon: -

Fax: -

E-mail: -