

## GREECE

ISIN: **GRI99117A004** WKN: -

## Overview

2024/04/26 16:19:33

Price

**1,454.98** EURDifference  1.38% (19.79)

## General attributes

ISIN GRI99117A004

Symbol -

Country -

Instruments in index 61

Type of index -

Security type Index

## Market data

Open 1,438.80 EUR

High 1,455.09 EUR

Low 1,438.80 EUR

Close (prev. day) 1,435.19 EUR

Trading volume (m) 21,816,957

Volume (pcs) 124,033,981

## Top 5

| Name  | Price | + - (%)  | Trend  |
|--|-------|---|---|
| EPSILON NE...  | 12.00 | +18.81   |        |
| QUEST HOLD...  | 6.00  | +8.70    |        |
| LOULIS FOO...  | 2.75  | +3.77    |        |
| INTERLIFE ...  | 4.98  | +3.75    |        |
| LAVIPHARM ...  | 0.86  | +3.61    |        |

Intraday 1w 1m 6m 1y 3y

## Flop 5

| Name  | Price | + - (%)  | Trend  |
|--|-------|---|---|
| ELTON SA E...  | 1.78  | -3.47    |        |
| FOURLIS HL...  | 4.07  | -1.57    |        |
| SPACE HELL...  | 7.84  | -1.26    |        |
| AEGEAN AIR...  | 12.14 | -0.98    |        |
| THESSALONI...  | 22.30 | -0.89    |        |

Intraday 1w 1m 6m 1y 3y



Information about previous performance does not guarantee future performance.

Source: FactSet

**Futures and Options**

**Related Futures** -

**Related Options** -

## Details

2024/04/26 16:19:33

## Price

**1,454.98** EURDifference  1.38% (19.79)

## General attributes

ISIN GRI99117A004

Symbol -

Country -

Security type Index

Instruments in index 61

## Market data

Open 1,438.80 EUR

High 1,455.09 EUR

Low 1,438.80 EUR

Close (prev. day) 1,435.19 EUR

Trading volume (m) 21,816,957

Volume (pcs) 124,033,981

## Performance and Risk

|             | 6m      | 1y      | 3y      |
|-------------|---------|---------|---------|
| Perf (%)    | +23.58% | +32.70% | +59.34% |
| Perf (abs.) | +277.59 | +358.56 | +541.86 |
| Beta        | -       | -       | -       |
| Volatility  | 12.96   | 16.45   | 18.73   |



Information about previous performance does not guarantee future performance.  
Source: FactSet





























## Price data

|   |                           |
|---|---------------------------|
| Ø price 5 days   Ø volume 5 days (pcs.)     | 1,441.42 EUR (26,090,676) |
| Ø price 30 days   Ø volume 30 days (pcs.)   | 1,409.09 EUR (26,458,965) |
| Ø price 100 days   Ø volume 100 days (pcs.) | 1,369.64 EUR (21,882,602) |
| Ø price 250 days   Ø volume 250 days (pcs.) | 1,291.38 EUR (23,282,148) |
| YTD High   date                             | 1,462.68 EUR (2024/04/24) |
| YTD Low   date                              | 1,296.45 EUR (2024/01/02) |
| 52 Weeks High   date                        | 1,462.68 EUR (2024/04/24) |
| 52 Weeks Low   date                         | 1,075.66 EUR (2023/05/02) |

## Composition

| Name <br>ISIN | Price | Diff % <br>Diff +/- | Performance  | Date<br>Time         | Turnover Pc. <br>Turnover Money  |
|--|-------|--|--|----------------------|--|
| ADMIE (IPTO) HOLDING S.A....<br>GRS518003009   | 2.22  | 0.91%<br>0.02  |               | 24/04/26<br>16:10:26 | 129,904<br>287,471.20  |
| AEGEAN AIRLINES S.A.<br>GRS495003006   | 12.14 | -0.98%<br>-0.12  |               | 24/04/26<br>16:10:24 | 51,462<br>628,428.95   |
| ALPHA BANK S.A.<br>GRS015003007  | 1.648 | 1.04%<br>0.02  |               | 24/04/26<br>16:19:50 | 7,494,303<br>12,310,395.34   |
| ALUMIL ALUMINIUM INDUSTRY...<br>GRS289103004   | 2.80  | 0.00%<br>0.00  |  | 24/04/26<br>16:10:28 | 12,878<br>36,130.96  |
| ATHENS INTERNATIONAL AIRP...<br>GRS536003007   | 8.35  | -0.81%<br>-0.07  |               | 24/04/26<br>16:19:34 | 115,862<br>975,375.91  |
| ATHENS MEDICAL CENTRE EUR...<br>GRS147233001   | 1.615 | 0.00%<br>0.00  |  | 24/04/26<br>16:11:38 | 230<br>372.75  |
| ATHENS WATER AND SEWERAGE...<br>GRS359353000   | 5.75  | 0.35%<br>0.02  |               | 24/04/26<br>16:14:42 | 17,090<br>97,939.46  |
| AUSTRIACARD HOLDINGS AG<br>AT0000A325L0  | 6.60  | 0.61%<br>0.04  |               | 24/04/26<br>16:10:16 | 43,498<br>288,377.90   |
| AUTOHELLAS SA EUR0.08<br>GRS337003008  | 12.80 | 0.79%<br>0.10  |               | 24/04/26<br>16:15:41 | 12,539<br>159,738.28   |
| AVAX SA EUR0.30<br>GRS213213002  | 1.498 | 2.60%<br>0.04  |               | 24/04/26<br>16:10:45 | 131,920<br>196,867.09  |
| BIOKARPET SA EUR1.04<br>GRS165063009   | 2.67  | 0.00%<br>0.00  |  | 24/04/26<br>16:18:22 | 3,593<br>9,404.26  |
| BLE KEDROS R.E.I.C EUR1.0...<br>GRS524003001   | 3.33  | 0.00%<br>0.00  |  | 24/04/26<br>16:10:25 | 4,051<br>13,489.83   |
| BRIQ PROPERTIES REIC EUR2...<br>GRS517003000   | 1.95  | 0.78%<br>0.02  |             | 24/04/26<br>16:10:23 | 20,178<br>39,385.93  |
| CARS MOTORCYCLES AND MARI...<br>GRS488003005   | 3.015 | 1.17%<br>0.04  |             | 24/04/26<br>16:10:08 | 10,787<br>32,439.15  |
| CENERGY HLDGS SA NPV<br>BE0974303357   | 7.57  | 0.66%<br>0.05  |             | 24/04/26<br>16:18:48 | 169,570<br>1,271,590.78  |
| CENTRIC HOLDINGS SA EUR0....<br>GRS449003003   | 0.379 | 0.00%<br>0.00  |  | 24/04/26<br>16:15:39 | 116,117<br>43,708.88   |
| COCA-COLA HBC AG<br>CH0198251305   | 29.94 | 1.63%<br>0.48  |             | 24/04/26<br>16:14:42 | 22,981<br>683,081.48   |
| CRETE PLASTICS S.A.<br>GRS326003019  | 15.40 | -0.65%<br>-0.10  |             | 24/04/26<br>16:10:26 | 1,007<br>15,449.50   |
| DIMAND A.E EUR0.05<br>GRS525003000   | 9.54  | -0.73%<br>-0.07  |             | 24/04/26<br>16:10:22 | 7,968<br>76,499.62   |
| EKTER SA EUR0.52(CR)<br>GRS222213001   | 4.55  | -0.22%<br>-0.01  |             | 24/04/26<br>16:16:25 | 37,646<br>172,770.58   |
| ELASTRON SA EUR1.00(CR)<br>GRS088003017  | 2.44  | -0.81%<br>-0.02  |             | 24/04/26<br>16:10:12 | 3,873<br>9,410.03  |
| ELLAKTOR S.A.<br>GRS191213008  | 2.62  | 3.15%<br>0.08  |             | 24/04/26<br>16:18:10 | 423,196<br>1,101,550.47  |
| ELTON SA EUR0.52<br>GRS397003005   | 1.78  | -3.47%<br>-0.06  |             | 24/04/26<br>16:17:56 | 73,201<br>130,831.77   |
| ELVALHALCOR S.A.<br>GRS281003004   | 1.928 | 1.26%<br>0.02  |             | 24/04/26<br>16:15:23 | 76,799<br>148,223.63   |
| EPSILON NET S.A. EUR0.075<br>GRS498003003  | 12.00 | 18.81%<br>1.90   |             | 24/04/26<br>16:17:49 | 2,189,566<br>26,275,367.54   |

## GREECE

|   |       |                 |  |                      |                            |
|---|-------|-----------------|--|----------------------|----------------------------|
| EUROBANK ERGASIAS SERVICE...<br>GRS323003012  | 2.02  | 1.51%<br>0.03   |     | 24/04/26<br>16:19:43 | 4,741,847<br>9,550,428.17  |
| FOURLIS HLDG EUR1.00<br>GRS096003009          | 4.07  | -1.57%<br>-0.07 |     | 24/04/26<br>16:14:53 | 40,168<br>164,283.45       |
| GEK TERNA S.A<br>GRS145003000                 | 16.50 | 1.48%<br>0.24   |     | 24/04/26<br>16:16:34 | 186,025<br>3,064,970.48    |
| GR. SARANTIS S.A.<br>GRS204003008             | 11.78 | 1.73%<br>0.20   |     | 24/04/26<br>16:14:45 | 104,538<br>1,232,700.04    |
| HELLENIC EXCH.-ATHENS STO...<br>GRS395363005  | 5.18  | 1.77%<br>0.09   |     | 24/04/26<br>16:19:38 | 110,586<br>567,268.94      |
| HELLENIC TELECOMM. ORGAN....<br>GRS260333000  | 14.34 | 0.84%<br>0.12   |     | 24/04/26<br>16:18:31 | 151,486<br>2,163,829.68    |
| HELLENIQ ENERGY HOLDINGS ...<br>GRS298343005  | 8.375 | 1.33%<br>0.11   |     | 24/04/26<br>16:14:42 | 146,863<br>1,224,973.92    |
| IDEAL HOLDINGS SA EUR0.40...<br>GRS148003015  | 6.29  | 1.45%<br>0.09   |     | 24/04/26<br>16:15:45 | 84,505<br>532,225.43       |
| IKTINOS HELLAS SA EUR0.10<br>GRS372003004     | 0.44  | 0.46%<br>0.00   |     | 24/04/26<br>16:10:12 | 151,391<br>66,238.97       |
| INTERLIFE GENERAL INSURAN...<br>GRS805003001  | 4.98  | 3.75%<br>0.18   |     | 24/04/26<br>16:16:57 | 12,008<br>58,617.19        |
| INTRACOM HOLDINGS S.A.<br>GRS087003000        | 3.54  | 2.02%<br>0.07   |     | 24/04/26<br>16:15:20 | 60,676<br>213,611.81       |
| INTRAKAT SA TECH & ENERGY...<br>GRS432003028  | 5.05  | 1.71%<br>0.09   |     | 24/04/26<br>16:10:21 | 149,781<br>743,867.86      |
| JUMBO S.A.<br>GRS282183003                    | 28.70 | 0.56%<br>0.16   |     | 24/04/26<br>16:12:08 | 177,886<br>5,089,346.52    |
| KRI-KRI MILK INDUSTRY SA ...<br>GRS469003024  | 10.95 | -0.45%<br>-0.05 |     | 24/04/26<br>16:11:38 | 18,873<br>205,862.70       |
| LAMDA DEVELOPMENT SA EUR0...<br>GRS245213004  | 6.97  | 2.20%<br>0.15   |   | 24/04/26<br>16:18:04 | 183,236<br>1,263,161.58    |
| LAVIPHARM EUR0.30(CR)<br>GRS246003008         | 0.86  | 3.61%<br>0.03   |   | 24/04/26<br>16:10:21 | 90,175<br>77,486.78        |
| LOULIS FOOD INGREDIENTS S...<br>GRS117123000  | 2.75  | 3.77%<br>0.10   |   | 24/04/26<br>16:10:24 | 5,937<br>16,169.31         |
| MOTOR OIL REFIN SA<br>GRS426003000            | 26.62 | 0.08%<br>0.02   |   | 24/04/26<br>16:18:43 | 54,575<br>1,460,111.86     |
| MYTILINEOS SA<br>GRS393503008                 | 38.00 | 0.74%<br>0.28   |   | 24/04/26<br>16:19:02 | 170,537<br>6,487,586.22    |
| NATIONAL BANK OF GREECE S...<br>GRS003003035  | 7.70  | 1.85%<br>0.14   |   | 24/04/26<br>16:19:32 | 3,212,642<br>24,585,249.24 |
| OPAP S.A.<br>GRS419003009                     | 16.42 | 0.86%<br>0.14   |   | 24/04/26<br>16:16:58 | 389,781<br>6,427,173.89    |
| PETROPOULOS SA EUR0.93(CR...<br>GRS345503007  | 8.62  | 0.94%<br>0.08   |   | 24/04/26<br>16:11:10 | 7,560<br>65,126.64         |
| PIRAEUS FINANCIAL HOLDING...<br>GRS014003032  | 3.98  | 1.50%<br>0.06   |   | 24/04/26<br>16:19:05 | 6,420,671<br>25,456,357.55 |
| PIRAEUS PORT AUTHORITY S....<br>GRS470003013  | 24.75 | 2.06%<br>0.50   |   | 24/04/26<br>16:10:23 | 1,844<br>45,213.40         |
| PREMIA REAL ESTATE<br>GRS497003012            | 1.158 | 0.52%<br>0.01   |   | 24/04/26<br>16:10:26 | 39,534<br>45,889.90        |
| PROFILE SYSTEMS & SOFTWARE...<br>GRS472003011 | 4.60  | 3.14%<br>0.14   |   | 24/04/26<br>16:19:44 | 230,131<br>1,041,933.81    |
| PUBLIC POWER CORPORATION ...<br>GRS434003000  | 11.48 | 1.59%<br>0.18   |   | 24/04/26<br>16:17:24 | 169,307<br>1,940,862.81    |
| QUEST HOLDINGS SA EUR0.44                     | 6.00  | 8.70%           |  | 24/04/26             | 264,121                    |

## GREECE

|                               |       |        |  |          |              |
|-------------------------------|-------|--------|--|----------|--------------|
| GRS310003009                  |       | 0.48   |  | 16:14:42 | 1,562,251.32 |
| SPACE HELLAS EUR1.08          | 7.84  | -1.26% |  | 24/04/26 | 49,298       |
| GRS402003008                  |       | -0.10  |  | 16:14:58 | 390,142.42   |
| TECHNICAL OLYMPIC SA EUR5...  | 2.90  | 1.05%  |  | 24/04/26 | 34,196       |
| GRS403003007                  |       | 0.03   |  | 16:10:28 | 99,062.84    |
| TERNA ENERGY SA               | 18.23 | 0.72%  |  | 24/04/26 | 184,625      |
| GRS496003005                  |       | 0.13   |  | 16:18:41 | 3,357,828.00 |
| THESSALONIKI PORT AUTHORI...  | 22.30 | -0.89% |  | 24/04/26 | 10,374       |
| GRS427003009                  |       | -0.20  |  | 16:10:08 | 231,689.40   |
| THESSALONIKI WATER SUPPLY...  | 3.25  | 0.93%  |  | 24/04/26 | 2,593        |
| GRS428003008                  |       | 0.03   |  | 16:14:43 | 8,343.98     |
| THRACE PLST HLDG & COMM S...  | 4.09  | 2.38%  |  | 24/04/26 | 12,706       |
| GRS239003007                  |       | 0.10   |  | 16:19:38 | 51,557.95    |
| TITAN CEMENT INTERNATIONAL... | 28.80 | 2.49%  |  | 24/04/26 | 39,122       |
| BE0974338700                  |       | 0.70   |  | 16:14:42 | 1,115,115.40 |
| VIOHALCO S.A.                 | 5.67  | 2.16%  |  | 24/04/26 | 99,932       |
| BE0974271034                  |       | 0.12   |  | 16:10:09 | 565,563.00   |