

## GREECE

ISIN: **GRI99117A004** WKN: -

## Overview

2024/04/26 16:19:33

Price

**1,454.98** EURDifference  1.38% (19.79)

## General attributes

ISIN GRI99117A004

Symbol -

Country -

Instruments in index 61

Type of index -

Security type Index

## Market data

Open 1,438.80 EUR

High 1,455.09 EUR

Low 1,438.80 EUR

Close (prev. day) 1,435.19 EUR

Trading volume (m) 21,816,957

Volume (pcs) 124,033,981

## Top 5

Name 	Price	+ - (%) 	Trend 
EPSILON NE...	12.00	+18.81 	
QUEST HOLD...	6.00	+8.70 	
LOULIS FOO...	2.75	+3.77 	
INTERLIFE ...	4.98	+3.75 	
LAVIPHARM ...	0.86	+3.61 	

Intraday 1w 1m 6m 1y 3y

## Flop 5

Name 	Price	+ - (%) 	Trend 
ELTON SA E...	1.78	-3.47 	
FOURLIS HL...	4.07	-1.57 	
SPACE HELL...	7.84	-1.26 	
AEGEAN AIR...	12.14	-0.98 	
THESSALONI...	22.30	-0.89 	

Intraday 1w 1m 6m 1y 3y



Information about previous performance does not guarantee future performance.

Source: FactSet

**Futures and Options**

**Related Futures** -

**Related Options** -

## Details

2024/04/26 16:19:33

## Price

**1,454.98** EURDifference  1.38% (19.79)

## General attributes

ISIN GRI99117A004

Symbol -

Country -

Security type Index

Instruments in index 61

## Market data

Open 1,438.80 EUR

High 1,455.09 EUR

Low 1,438.80 EUR

Close (prev. day) 1,435.19 EUR

Trading volume (m) 21,816,957

Volume (pcs) 124,033,981

## Performance and Risk

	6m	1y	3y
Perf (%)	+23.58%	+32.70%	+59.34%
Perf (abs.)	+277.59	+358.56	+541.86
Beta	-	-	-
Volatility	12.96	16.45	18.73



Information about previous performance does not guarantee future performance.

Source: FactSet





























## Price data

Ø price 5 days   Ø volume 5 days (pcs.)	1,441.42 EUR (26,090,676)
Ø price 30 days   Ø volume 30 days (pcs.)	1,409.09 EUR (26,458,965)
Ø price 100 days   Ø volume 100 days (pcs.)	1,369.64 EUR (21,882,602)
Ø price 250 days   Ø volume 250 days (pcs.)	1,291.38 EUR (23,282,148)
YTD High   date	1,462.68 EUR (2024/04/24)
YTD Low   date	1,296.45 EUR (2024/01/02)
52 Weeks High   date	1,462.68 EUR (2024/04/24)
52 Weeks Low   date	1,075.66 EUR (2023/05/02)

## Composition

Name  ISIN	Price	Diff %  Diff +/-	Performance 	Date Time	Turnover Pc.  Turnover Money 
ADMIE (IPTO) HOLDING S.A.... GRS518003009	2.22	0.91% 0.02		24/04/26 16:10:26	129,904 287,471.20
AEGEAN AIRLINES S.A. GRS495003006	12.14	-0.98% -0.12		24/04/26 16:10:24	51,462 628,428.95
ALPHA BANK S.A. GRS015003007	1.648	1.04% 0.02		24/04/26 16:19:50	7,494,303 12,310,395.34
ALUMIL ALUMINIUM INDUSTRY... GRS289103004	2.80	0.00% 0.00		24/04/26 16:10:28	12,878 36,130.96
ATHENS INTERNATIONAL AIRP... GRS536003007	8.35	-0.81% -0.07		24/04/26 16:19:34	115,862 975,375.91
ATHENS MEDICAL CENTRE EUR... GRS147233001	1.615	0.00% 0.00		24/04/26 16:11:38	230 372.75
ATHENS WATER AND SEWERAGE... GRS359353000	5.75	0.35% 0.02		24/04/26 16:14:42	17,090 97,939.46
AUSTRIACARD HOLDINGS AG AT0000A325L0	6.60	0.61% 0.04		24/04/26 16:10:16	43,498 288,377.90
AUTOHELLAS SA EUR0.08 GRS337003008	12.80	0.79% 0.10		24/04/26 16:15:41	12,539 159,738.28
AVAX SA EUR0.30 GRS213213002	1.498	2.60% 0.04		24/04/26 16:10:45	131,920 196,867.09
BIOKARPET SA EUR1.04 GRS165063009	2.67	0.00% 0.00		24/04/26 16:18:22	3,618 9,471.01
BLE KEDROS R.E.I.C EUR1.0... GRS524003001	3.33	0.00% 0.00		24/04/26 16:10:25	4,051 13,489.83
BRIQ PROPERTIES REIC EUR2... GRS517003000	1.95	0.78% 0.02		24/04/26 16:10:23	20,178 39,385.93
CARS MOTORCYCLES AND MARI... GRS488003005	3.015	1.17% 0.04		24/04/26 16:10:08	10,787 32,439.15
CENERGY HLDGS SA NPV BE0974303357	7.57	0.66% 0.05		24/04/26 16:18:48	169,570 1,271,590.78
CENTRIC HOLDINGS SA EUR0.... GRS449003003	0.379	0.00% 0.00		24/04/26 16:15:39	116,117 43,708.88
COCA-COLA HBC AG CH0198251305	29.94	1.63% 0.48		24/04/26 16:14:42	22,981 683,081.48
CRETE PLASTICS S.A. GRS326003019	15.40	-0.65% -0.10		24/04/26 16:10:26	1,007 15,449.50
DIMAND A.E EUR0.05 GRS525003000	9.54	-0.73% -0.07		24/04/26 16:10:22	7,968 76,499.62
EKTER SA EUR0.52(CR) GRS222213001	4.55	-0.22% -0.01		24/04/26 16:16:25	37,646 172,770.58
ELASTRON SA EUR1.00(CR) GRS088003017	2.44	-0.81% -0.02		24/04/26 16:10:12	3,873 9,410.03
ELLAKTOR S.A. GRS191213008	2.62	3.15% 0.08		24/04/26 16:18:10	423,196 1,101,550.47
ELTON SA EUR0.52 GRS397003005	1.78	-3.47% -0.06		24/04/26 16:17:56	73,201 130,831.77
ELVALHALCOR S.A. GRS281003004	1.928	1.26% 0.02		24/04/26 16:15:23	76,799 148,223.63
EPSILON NET S.A. EUR0.075 GRS498003003	12.00	18.81% 1.90		24/04/26 16:17:49	2,189,566 26,275,367.54

## GREECE

EUROBANK ERGASIAS SERVICE... GRS323003012	2.02	1.51% 0.03		24/04/26 16:19:43	4,741,847 9,550,428.17
FOURLIS HLDG EUR1.00 GRS096003009	4.07	-1.57% -0.07		24/04/26 16:14:53	40,168 164,283.45
GEK TERNA S.A. GRS145003000	16.50	1.48% 0.24		24/04/26 16:16:34	186,025 3,064,970.48
GR. SARANTIS S.A. GRS204003008	11.78	1.73% 0.20		24/04/26 16:14:45	104,538 1,232,700.04
HELLENIC EXCH.-ATHENS STO... GRS395363005	5.18	1.77% 0.09		24/04/26 16:19:38	110,586 567,268.94
HELLENIC TELECOMM. ORGAN.... GRS260333000	14.34	0.84% 0.12		24/04/26 16:18:31	151,486 2,163,829.68
HELLENIQ ENERGY HOLDINGS ... GRS298343005	8.375	1.33% 0.11		24/04/26 16:14:42	146,863 1,224,973.92
IDEAL HOLDINGS SA EUR0.40... GRS148003015	6.29	1.45% 0.09		24/04/26 16:15:45	84,505 532,225.43
IKTINOS HELLAS SA EUR0.10 GRS372003004	0.44	0.46% 0.00		24/04/26 16:10:12	151,391 66,238.97
INTERLIFE GENERAL INSURAN... GRS805003001	4.98	3.75% 0.18		24/04/26 16:16:57	12,008 58,617.19
INTRACOM HOLDINGS S.A. GRS087003000	3.54	2.02% 0.07		24/04/26 16:15:20	60,676 213,611.81
INTRAKAT SA TECH & ENERGY... GRS432003028	5.05	1.71% 0.09		24/04/26 16:10:21	149,781 743,867.86
JUMBO S.A. GRS282183003	28.70	0.56% 0.16		24/04/26 16:12:08	177,886 5,089,346.52
KRI-KRI MILK INDUSTRY SA ... GRS469003024	10.95	-0.45% -0.05		24/04/26 16:11:38	18,873 205,862.70
LAMDA DEVELOPMENT SA EUR0... GRS245213004	6.97	2.20% 0.15		24/04/26 16:18:04	183,236 1,263,161.58
LAVIPHARM EUR0.30(CR) GRS246003008	0.86	3.61% 0.03		24/04/26 16:10:21	90,175 77,486.78
LOULIS FOOD INGREDIENTS S... GRS117123000	2.75	3.77% 0.10		24/04/26 16:10:24	5,937 16,169.31
MOTOR OIL REFIN SA GRS426003000	26.62	0.08% 0.02		24/04/26 16:18:43	54,575 1,460,111.86
MYTILINEOS SA GRS393503008	38.00	0.74% 0.28		24/04/26 16:19:02	170,537 6,487,586.22
NATIONAL BANK OF GREECE S... GRS003003035	7.70	1.85% 0.14		24/04/26 16:19:32	3,212,642 24,585,249.24
OPAP S.A. GRS419003009	16.42	0.86% 0.14		24/04/26 16:16:58	389,781 6,427,173.89
PETROPOULOS SA EUR0.93(CR... GRS345503007	8.62	0.94% 0.08		24/04/26 16:11:10	7,560 65,126.64
PIRAEUS FINANCIAL HOLDING... GRS014003032	3.98	1.50% 0.06		24/04/26 16:19:05	6,420,671 25,456,357.55
PIRAEUS PORT AUTHORITY S.... GRS470003013	24.75	2.06% 0.50		24/04/26 16:10:23	1,844 45,213.40
PREMIA REAL ESTATE GRS497003012	1.158	0.52% 0.01		24/04/26 16:10:26	39,534 45,889.90
PROFILE SYSTEMS & SOFTWAR... GRS472003011	4.60	3.14% 0.14		24/04/26 16:19:44	230,131 1,041,933.81
PUBLIC POWER CORPORATION ... GRS434003000	11.48	1.59% 0.18		24/04/26 16:17:24	169,307 1,940,862.81
QUEST HOLDINGS SA EUR0.44	6.00	8.70%		24/04/26	264,121

## GREECE

GRS310003009		0.48		16:14:42	1,562,251.32
SPACE HELLAS EUR1.08	7.84	-1.26%		24/04/26	49,298
GRS402003008		-0.10		16:14:58	390,142.42
TECHNICAL OLYMPIC SA EUR5...	2.90	1.05%		24/04/26	34,196
GRS403003007		0.03		16:10:28	99,062.84
TERNA ENERGY SA	18.23	0.72%		24/04/26	184,625
GRS496003005		0.13		16:18:41	3,357,828.00
THESSALONIKI PORT AUTHORI...	22.30	-0.89%		24/04/26	10,374
GRS427003009		-0.20		16:10:08	231,689.40
THESSALONIKI WATER SUPPLY...	3.25	0.93%		24/04/26	2,593
GRS428003008		0.03		16:14:43	8,343.98
THRACE PLST HLDG & COMM S...	4.09	2.38%		24/04/26	12,706
GRS239003007		0.10		16:19:38	51,557.95
TITAN CEMENT INTERNATIONAL...	28.80	2.49%		24/04/26	39,122
BE0974338700		0.70		16:14:42	1,115,115.40
VIOHALCO S.A.	5.67	2.16%		24/04/26	99,932
BE0974271034		0.12		16:10:09	565,563.00