

GREECE

ISIN: **GRI99117A004** WKN: -

Overview

2024/04/26 10:25:33

Price

1,450.40 EURDifference  1.06% (15.21)

General attributes

ISIN GRI99117A004

Symbol -

Country -

Instruments in index 61

Type of index -

Security type Index

Market data

Open 1,438.80 EUR

High 1,455.09 EUR


Low 1,438.80 EUR

Close (prev. day) 1,435.19 EUR

Trading volume (m) 3,406,618

Volume (pcs) 21,987,211

Top 5

Name 	Price	+ - (%) 	Trend 
EPSILON NE...	12.00	+18.81 	
QUEST HOLD...	5.85	+5.98 	
LAVIPHARM ...	0.86	+3.61 	
ATHENS MED...	1.665	+3.10 	
LOULIS FOO...	2.72	+2.64 	

Intraday 1w 1m 6m 1y 3y

Flop 5

Name 	Price	+ - (%) 	Trend 
THESSALONI...	22.30	-0.89 	
FOURLIS HL...	4.10	-0.85 	
EKTER SA E...	4.53	-0.66 	
IKTINOS HE...	0.4355	-0.57 	
KRI-KRI MI...	10.95	-0.45 	

Intraday 1w 1m 6m 1y 3y



Information about previous performance does not guarantee future performance.

Source: FactSet

5y

Futures and Options

Related Futures -

Related Options -

Details

2024/04/26 10:25:33

Price

1,450.40 EURDifference  1.06% (15.21)

General attributes

ISIN GRI99117A004

Symbol -

Country -

Security type Index

Instruments in index 61

Market data

Open 1,438.80 EUR

High 1,455.09 EUR

Low 1,438.80 EUR

Close (prev. day) 1,435.19 EUR

Trading volume (m) 3,406,618

Volume (pcs) 21,987,211

Performance and Risk

	6m	1y	3y
Perf (%)	+21.09%	+31.60%	+59.54%
Perf (abs.)	+249.95	+344.66	+535.61
Beta	-	-	-
Volatility	12.85	16.40	18.73

5y



Information about previous performance does not guarantee future performance.

Source: FactSet





























Price data

Ø price 5 days Ø volume 5 days (pcs.)	1,428.95 EUR (25,660,932)
Ø price 30 days Ø volume 30 days (pcs.)	1,406.97 EUR (27,937,306)
Ø price 100 days Ø volume 100 days (pcs.)	1,367.81 EUR (21,848,163)
Ø price 250 days Ø volume 250 days (pcs.)	1,289.90 EUR (23,264,398)
YTD High date	1,462.68 EUR (2024/04/24)
YTD Low date	1,296.45 EUR (2024/01/02)
52 Weeks High date	1,462.68 EUR (2024/04/24)
52 Weeks Low date	1,075.66 EUR (2023/05/02)

Composition

Name  ISIN	Price	Diff %  Diff +/-	Performance 	Date Time	Turnover Pc.  Turnover Money 
ADMIE (IPTO) HOLDING S.A.... GRS518003009	2.21	0.45% 0.01		24/04/26 10:23:36	25,144 55,797.48
AEGEAN AIRLINES S.A. GRS495003006	12.24	-0.16% -0.02		24/04/26 10:24:51	5,163 63,400.69
ALPHA BANK S.A. GRS015003007	1.6575	1.62% 0.03		24/04/26 10:25:09	494,068 819,953.09
ALUMIL ALUMINIUM INDUSTRY... GRS289103004	2.82	0.71% 0.02		24/04/26 10:16:00	2,062 5,815.84
ATHENS INTERNATIONAL AIRP... GRS536003007	8.448	0.36% 0.03		24/04/26 10:25:20	9,413 79,486.23
ATHENS MEDICAL CENTRE EUR... GRS147233001	1.665	3.10% 0.05		24/04/26 09:45:19	10 16.65
ATHENS WATER AND SEWERAGE... GRS359353000	5.73	0.00% 0.00		24/04/26 10:25:14	2,503 14,325.13
AUSTRIACARD HOLDINGS AG AT0000A325L0	6.61	0.76% 0.05		24/04/26 10:22:53	14,061 93,685.78
AUTOHELLAS SA EUR0.08 GRS337003008	12.84	1.10% 0.14		24/04/26 10:05:13	319 4,088.12
AVAX SA EUR0.30 GRS213213002	1.496	2.47% 0.04		24/04/26 10:21:33	14,646 21,910.66
BIOKARPET SA EUR1.04 GRS165063009	2.67	0.75% 0.02		24/04/25 16:09:45	1 2.67
BLE KEDROS R.E.I.C EUR1.0... GRS524003001	3.33	0.00% 0.00		24/04/26 10:01:45	600 1,998.00
BRIQ PROPERTIES REIC EUR2... GRS517003000	1.95	0.78% 0.02		24/04/26 10:20:23	5,105 9,960.88
CARS MOTORCYCLES AND MARI... GRS488003005	3.01	1.01% 0.03		24/04/26 09:57:55	2,209 6,660.74
CENERGY HLDGS SA NPV BE0974303357	7.54	0.27% 0.02		24/04/26 10:21:32	16,869 127,602.22
CENTRIC HOLDINGS SA EUR0... GRS449003003	0.382	0.79% 0.00		24/04/26 10:17:57	33,652 12,672.04
COCA-COLA HBC AG CH0198251305	29.74	0.95% 0.28		24/04/26 10:25:21	3,611 107,482.24
CRETE PLASTICS S.A. GRS326003019	15.50	-0.64% -0.10		24/04/25 16:09:48	360 5,488.00
DIMAND A.E EUR0.05 GRS525003000	9.61	0.00% 0.00		24/04/26 09:45:15	4,328 41,674.64
EKTER SA EUR0.52(CR) GRS222213001	4.53	-0.66% -0.03		24/04/26 10:25:42	16,722 77,232.65
ELASTRON SA EUR1.00(CR) GRS088003017	2.46	-0.81% -0.02		24/04/25 16:14:12	2,975 7,321.50
ELLAKTOR S.A. GRS191213008	2.585	1.77% 0.05		24/04/26 10:23:37	27,716 71,830.48
ELTON SA EUR0.52 GRS397003005	1.84	-0.22% -0.00		24/04/26 10:18:23	3,482 6,371.62
ELVALHALCOR S.A. GRS281003004	1.924	1.05% 0.02		24/04/26 10:23:15	13,009 25,170.13
EPSILON NET S.A. EUR0.075 GRS498003003	12.00	18.81% 1.90		24/04/26 10:25:42	803,761 9,645,284.54

GREECE

EUROBANK ERGASIAS SERVICE... GRS323003012	2.012	1.11% 0.02		24/04/26 10:24:54	603,802 1,217,086.21
FOURLIS HLDG EUR1.00 GRS096003009	4.10	-0.85% -0.04		24/04/26 10:23:56	4,600 18,885.50
GEK TERNA S.A GRS145003000	16.32	0.37% 0.06		24/04/26 10:22:58	15,702 258,126.46
GR. SARANTIS S.A. GRS204003008	11.78	1.73% 0.20		24/04/26 10:19:37	2,196 25,893.54
HELLENIC EXCH.-ATHENS STO... GRS395363005	5.16	1.38% 0.07		24/04/26 10:24:08	16,760 86,138.86
HELLENIC TELECOMM. ORGAN.... GRS260333000	14.29	0.49% 0.07		24/04/26 10:21:20	9,555 136,569.09
HELLENIQ ENERGY HOLDINGS ... GRS298343005	8.35	1.03% 0.09		24/04/26 10:21:35	13,444 112,169.08
IDEAL HOLDINGS SA EUR0.40... GRS148003015	6.28	1.29% 0.08		24/04/26 10:25:32	17,973 112,996.81
IKTINOS HELLAS SA EUR0.10 GRS372003004	0.4355	-0.57% -0.00		24/04/26 10:18:48	49,001 21,485.58
INTERLIFE GENERAL INSURAN... GRS805003001	4.84	0.83% 0.04		24/04/26 10:11:38	1,225 5,917.00
INTRACOM HOLDINGS S.A. GRS087003000	3.52	1.44% 0.05		24/04/26 10:25:45	10,174 36,050.20
INTRAKAT SA TECH & ENERGY... GRS432003028	5.00	0.70% 0.04		24/04/26 10:24:10	10,785 53,912.71
JUMBO S.A. GRS282183003	28.54	0.00% 0.00		24/04/26 10:24:04	84,234 2,405,258.08
KRI-KRI MILK INDUSTRY SA ... GRS469003024	10.95	-0.45% -0.05		24/04/26 09:44:00	2,723 29,823.00
LAMDA DEVELOPMENT SA EUR0... GRS245213004	6.85	0.44% 0.03		24/04/26 10:22:41	25,625 175,505.75
LAVIPHARM EUR0.30(CR) GRS246003008	0.86	3.61% 0.03		24/04/26 10:21:16	23,500 20,079.86
LOULIS FOOD INGREDIENTS S... GRS117123000	2.72	2.64% 0.07		24/04/26 10:09:04	2,225 6,038.05
MOTOR OIL REFIN SA GRS426003000	26.90	1.13% 0.30		24/04/26 10:25:44	10,526 283,523.28
MYTILINEOS SA GRS393503008	38.08	0.95% 0.36		24/04/26 10:25:11	28,428 1,081,767.22
NATIONAL BANK OF GREECE S... GRS003003035	7.634	0.98% 0.07		24/04/26 10:25:38	560,916 4,275,842.89
OPAP S.A. GRS419003009	16.54	1.60% 0.26		24/04/26 10:25:14	57,567 952,479.21
PETROPOULOS SA EUR0.93(CR... GRS345503007	8.64	1.17% 0.10		24/04/26 10:24:36	3,940 33,999.20
PIRAEUS FINANCIAL HOLDING... GRS014003032	3.965	1.12% 0.04		24/04/26 10:25:42	962,304 3,827,454.25
PIRAEUS PORT AUTHORITY S.... GRS470003013	24.50	1.03% 0.25		24/04/26 10:23:12	416 10,200.40
PREMIA REAL ESTATE GRS497003012	1.166	1.22% 0.01		24/04/26 10:24:45	13,204 15,354.07
PROFILE SYSTEMS & SOFTWARE... GRS472003011	4.51	1.12% 0.05		24/04/26 10:25:42	97,794 442,996.26
PUBLIC POWER CORPORATION ... GRS434003000	11.50	1.77% 0.20		24/04/26 10:25:17	24,461 281,251.12
QUEST HOLDINGS SA EUR0.44	5.85	5.98%		24/04/26	56,368

GREECE

GRS310003009		0.33		10:25:41	327,932.41
SPACE HELLAS EUR1.08	7.96	0.25%		24/04/26	24,005
GRS402003008		0.02		10:22:32	192,281.78
TECHNICAL OLYMPIC SA EUR5...	2.92	1.74%	█	24/04/26	3,750
GRS403003007		0.05		10:22:34	10,893.26
TERNA ENERGY SA	18.16	0.33%		24/04/26	21,132
GRS496003005		0.06		10:23:46	386,230.46
THESSALONIKI PORT AUTHORI...	22.30	-0.89%		24/04/26	5,717
GRS427003009		-0.20		10:21:05	127,491.70
THESSALONIKI WATER SUPPLY...	3.22	-0.92%		24/04/25	1,359
GRS428003008		-0.03		16:12:37	4,385.32
THRACE PLST HLDG & COMM S...	4.035	1.00%	█	24/04/26	1,781
GRS239003007		0.04		10:19:38	7,175.43
TITAN CEMENT INTERNATIONAL...	28.25	0.53%		24/04/26	2,510
BE0974338700		0.15		10:20:43	70,972.90
VIOHALCO S.A.	5.65	1.80%	█	24/04/26	26,066
BE0974271034		0.10		10:24:15	147,255.84