

GREECE

ISIN: **GRI99117A004** WKN: -

Overview

2024/04/24 16:19:41

Price

1,448.70 EURDifference  0.06% (0.88)

General attributes

ISIN GRI99117A004

Symbol -

Country -

Instruments in index 61

Type of index -

Security type Index

Market data

Open 1,448.93 EUR

High 1,462.68 EUR






Low 1,446.07 EUR

Close (prev. day) 1,447.82 EUR

Trading volume (m) 39,091,843

Volume (pcs) 152,333,995

Top 5

Name 	Price	+ - (%) 	Trend 
EPSILON NE...	10.10	+5.10 	
EKTER SA E...	4.365	+3.31 	
MOTOR OIL ...	27.28	+2.79 	
LOULIS FOO...	2.82	+2.55 	
NATIONAL B...	7.656	+1.92 	

Intraday 1w 1m 6m 1y 3y

Flop 5

Name 	Price	+ - (%) 	Trend 
IDEAL HOLD...	6.23	-2.66 	
ALPHA BANK...	1.627	-2.40 	
QUEST HOLD...	5.59	-1.93 	
HELLENIC E...	5.13	-1.91 	
IKTINOS HE...	0.447	-1.76 	

Intraday 1w 1m 6m 1y 3y



Information about previous performance does not guarantee future performance.

Source: FactSet

Futures and Options

Related Futures -

Related Options -

Details

2024/04/24 16:19:41

Price

1,448.70 EURDifference  0.06% (0.88)

General attributes

ISIN GRI99117A004

Symbol -

Country -

Security type Index

Instruments in index 61

Market data

Open 1,448.93 EUR

High 1,462.68 EUR

Low 1,446.07 EUR

Close (prev. day) 1,447.82 EUR

Trading volume (m) 39,091,843

Volume (pcs) 152,333,995

Performance and Risk

	6m	1y	3y
Perf (%)	+21.07%	+31.05%	+61.04%
Perf (abs.)	+252.14	+343.28	+549.12
Beta	-	-	-
Volatility	12.80	16.37	18.73



Information about previous performance does not guarantee future performance.

Source: FactSet

Price data

Ø price 5 days Ø volume 5 days (pcs.)	1,418.12 EUR (24,897,285)
Ø price 30 days Ø volume 30 days (pcs.)	1,406.69 EUR (28,115,146)
Ø price 100 days Ø volume 100 days (pcs.)	1,366.10 EUR (21,817,145)
Ø price 250 days Ø volume 250 days (pcs.)	1,288.54 EUR (23,226,483)
YTD High date	1,462.68 EUR (2024/04/24)
YTD Low date	1,296.45 EUR (2024/01/02)
52 Weeks High date	1,462.68 EUR (2024/04/24)
52 Weeks Low date	1,075.66 EUR (2023/05/02)

Composition

Name  ISIN	Price	Diff %  Diff +/-	Performance 	Date Time	Turnover Pc.  Turnover Money 
ADMIE (IPTO) HOLDING S.A.... GRS518003009	2.23	-0.89% -0.02		24/04/24 16:14:47	143,394 321,545.53
AEGEAN AIRLINES S.A. GRS495003006	12.30	-0.24% -0.03		24/04/24 16:19:53	64,759 801,299.19
ALPHA BANK S.A. GRS015003007	1.627	-2.40% -0.04		24/04/24 16:19:38	11,018,755 18,225,668.40
ALUMIL ALUMINIUM INDUSTRY... GRS289103004	2.80	0.00% 0.00		24/04/24 16:10:03	38,468 108,317.73
ATHENS INTERNATIONAL AIRP... GRS536003007	8.458	0.12% 0.01		24/04/24 16:13:13	320,083 2,712,135.83
ATHENS MEDICAL CENTRE EUR... GRS147233001	1.64	-0.61% -0.01		24/04/24 16:17:05	1,902 3,193.64
ATHENS WATER AND SEWERAGE... GRS359353000	5.75	-0.86% -0.05		24/04/24 16:19:58	37,306 214,279.18
AUSTRIACARD HOLDINGS AG AT0000A325L0	6.60	1.54% 0.10		24/04/24 16:09:55	37,490 247,109.33
AUTOHELLAS SA EUR0.08 GRS337003008	12.86	-0.16% -0.02		24/04/24 16:19:58	36,732 472,277.24
AVAX SA EUR0.30 GRS213213002	1.484	-0.40% -0.01		24/04/24 16:19:58	195,360 293,737.20
BIOKARPET SA EUR1.04 GRS165063009	2.65	0.00% 0.00		24/04/24 16:09:46	6,463 16,913.74
BLE KEDROS R.E.I.C EUR1.0... GRS524003001	3.33	0.00% 0.00		24/04/24 16:10:07	4,050 13,486.50
BRIQ PROPERTIES REIC EUR2... GRS517003000	1.96	0.77% 0.02		24/04/24 16:10:00	11,150 21,783.63
CARS MOTORCYCLES AND MARI... GRS488003005	3.00	-0.99% -0.03		24/04/24 16:16:07	40,567 121,571.93
CENERGY HLDGS SA NPV BE0974303357	7.57	1.75% 0.13		24/04/24 16:19:58	263,161 1,969,659.87
CENTRIC HOLDINGS SA EUR0... GRS449003003	0.378	-0.53% -0.00		24/04/24 16:15:05	92,413 34,997.99
COCA-COLA HBC AG CH0198251305	29.50	0.00% 0.00		24/04/24 16:19:58	22,962 679,053.08
CRETE PLASTICS S.A. GRS326003019	15.60	0.65% 0.10		24/04/24 16:09:52	614 9,570.80
DIMAND A.E EUR0.05 GRS525003000	9.68	-0.10% -0.01		24/04/24 16:10:02	11,553 111,937.01
EKTER SA EUR0.52(CR) GRS222213001	4.365	3.31% 0.14		24/04/24 16:12:35	77,158 335,992.95
ELASTRON SA EUR1.00(CR) GRS088003017	2.48	0.00% 0.00		24/04/24 16:10:07	4,865 12,059.92
ELLAKTOR S.A. GRS191213008	2.595	0.97% 0.03		24/04/24 16:19:58	172,765 446,892.91
ELTON SA EUR0.52 GRS397003005	1.868	0.43% 0.01		24/04/24 16:09:43	10,651 19,742.30
ELVALHALCOR S.A. GRS281003004	1.95	-1.02% -0.02		24/04/24 16:19:58	180,445 354,487.07
EPSILON NET S.A. EUR0.075 GRS498003003	10.10	5.10% 0.49		24/04/24 16:13:36	44,547 445,692.01

GREECE

EUROBANK ERGASIAS SERVICE... GRS323003012	2.017	1.64% 0.03		24/04/24 16:19:58	13,520,652 27,205,888.20
FOURLIS HLDG EUR1.00 GRS096003009	4.175	0.12% 0.01		24/04/24 16:11:27	58,906 245,219.73
GEK TERNA S.A GRS145003000	16.44	-0.96% -0.16		24/04/24 16:19:58	152,260 2,495,487.42
GR. SARANTIS S.A. GRS204003008	11.88	1.02% 0.12		24/04/24 16:10:01	96,934 1,166,538.70
HELLENIC EXCH.-ATHENS STO... GRS395363005	5.13	-1.91% -0.10		24/04/24 16:17:16	122,997 638,610.87
HELLENIC TELECOMM. ORGAN.... GRS260333000	14.28	-0.97% -0.14		24/04/24 16:19:25	268,413 3,845,190.36
HELLENIQ ENERGY HOLDINGS ... GRS298343005	8.28	-0.36% -0.03		24/04/24 16:19:58	251,444 2,110,033.62
IDEAL HOLDINGS SA EUR0.40... GRS148003015	6.23	-2.66% -0.17		24/04/24 16:19:53	111,909 712,097.72
IKTINOS HELLAS SA EUR0.10 GRS372003004	0.447	-1.76% -0.01		24/04/24 16:19:32	75,636 34,337.34
INTERLIFE GENERAL INSURAN... GRS805003001	4.78	-0.83% -0.04		24/04/24 16:09:50	5,605 26,968.57
INTRACOM HOLDINGS S.A. GRS087003000	3.525	-0.70% -0.03		24/04/24 16:09:56	115,821 415,450.28
INTRAKAT SA TECH & ENERGY... GRS432003028	5.00	-0.60% -0.03		24/04/24 16:17:54	238,416 1,207,620.40
JUMBO S.A. GRS282183003	28.38	1.14% 0.32		24/04/24 16:09:53	142,572 4,042,904.64
KRI-KRI MILK INDUSTRY SA ... GRS469003024	11.10	0.91% 0.10		24/04/24 16:10:04	9,960 111,625.00
LAMDA DEVELOPMENT SA EUR0... GRS245213004	6.92	-1.56% -0.11		24/04/24 16:18:08	159,227 1,111,688.03
LAVIPHARM EUR0.30(CR) GRS246003008	0.846	-1.05% -0.01		24/04/24 16:19:02	124,020 106,234.20
LOULIS FOOD INGREDIENTS S... GRS117123000	2.82	2.55% 0.07		24/04/24 16:10:50	7,490 21,129.14
MOTOR OIL REFIN SA GRS426003000	27.28	2.79% 0.74		24/04/24 16:19:58	162,914 4,424,417.96
MYTILINEOS SA GRS393503008	38.30	-1.29% -0.50		24/04/24 16:18:42	332,938 12,859,600.18
NATIONAL BANK OF GREECE S... GRS003003035	7.656	1.92% 0.14		24/04/24 16:19:58	2,653,513 20,260,470.87
OPAP S.A. GRS419003009	16.58	-0.42% -0.07		24/04/24 16:19:58	286,239 4,774,386.55
PETROPOULOS SA EUR0.93(CR... GRS345503007	8.60	-0.69% -0.06		24/04/24 16:09:51	10,958 94,570.62
PIRAEUS FINANCIAL HOLDING... GRS014003032	4.00	0.00% 0.00		24/04/24 16:18:01	10,338,368 41,693,225.92
PIRAEUS PORT AUTHORITY S.... GRS470003013	24.90	0.61% 0.15		24/04/24 16:10:01	4,839 120,071.90
PREMIA REAL ESTATE GRS497003012	1.164	0.34% 0.00		24/04/24 16:09:56	36,995 42,964.88
PROFILE SYSTEMS & SOFTWAR... GRS472003011	4.37	-1.69% -0.08		24/04/24 16:13:58	55,187 243,566.74
PUBLIC POWER CORPORATION ... GRS434003000	11.36	-0.53% -0.06		24/04/24 16:19:58	342,739 3,943,401.44
QUEST HOLDINGS SA EUR0.44	5.59	-1.93%		24/04/24	48,559

GREECE

GRS310003009		-0.11		16:19:58	272,753.08
SPACE HELLAS EUR1.08	7.60	0.80%	█	24/04/24	1,942
GRS402003008		0.06		16:10:03	14,910.44
TECHNICAL OLYMPIC SA EUR5...	2.87	-1.03%		24/04/24	7,119
GRS403003007		-0.03		16:09:47	20,377.70
TERNA ENERGY SA	18.11	-1.04%		24/04/24	131,580
GRS496003005		-0.19		16:17:44	2,387,296.15
THESSALONIKI PORT AUTHORI...	22.40	0.00%		24/04/24	1,302
GRS427003009		0.00		16:09:50	29,246.80
THESSALONIKI WATER SUPPLY...	3.25	-0.61%		24/04/24	7,790
GRS428003008		-0.02		16:09:46	25,318.44
THRACE PLST HLDG & COMM S...	4.04	-0.74%		24/04/24	19,377
GRS239003007		-0.03		16:17:22	78,528.96
TITAN CEMENT INTERNATIONAL...	28.20	-0.53%		24/04/24	31,114
BE0974338700		-0.15		16:14:45	882,129.40
VIOHALCO S.A.	5.73	-0.69%		24/04/24	256,190
BE0974271034		-0.04		16:19:58	1,487,076.30