

GREECE

ISIN: **GRI99117A004** WKN: -

Overview

2024/04/16 16:19:37

Price

1,357.30 EURDifference  -2.40% (-33.39)

General attributes

ISIN	GRI99117A004
Symbol	-
Country	-
Instruments in index	61
Type of index	-
Security type	Index

Market data

Open	1,377.57 EUR
High	1,378.89 EUR
Low	1,357.30 EUR
Close (prev. day)	1,390.69 EUR
Trading volume (m)	31,093,158
Volume (pcs)	133,861,377

Top 5

Name 	Price	+ - (%) 	Trend 
THESSALONI...	22.80	+2.24	
SPACE HELL...	7.32	+0.55	
ELLAKTOR S...	2.495	+0.20	

Intraday **1w** 1m 6m 1y 3y

Flop 5

Name 	Price	+ - (%) 	Trend 
PETROPOULO...	8.42	-6.44	
GEK TERNA ...	15.46	-5.73	
TERNA ENER...	17.20	-5.34	
AVAX SA EU...	1.326	-5.15	
LAVIPHARM ...	0.783	-4.51	

Intraday **1w** 1m 6m 1y 3y

Futures and Options

Related Futures	-
Related Options	-

5y



Information about previous performance does not guarantee future performance.

Source: FactSet

Details

2024/04/16 16:19:37

Price

1,357.30 EURDifference  -2.40% (-33.39)

General attributes

ISIN GRI99117A004

Symbol -

Country -

Security type Index

Instruments in index 61

Market data

Open 1,377.57 EUR

High 1,378.89 EUR

Low 1,357.30 EUR

Close (prev. day) 1,390.69 EUR

Trading volume (m) 31,093,158

Volume (pcs) 133,861,377

Performance and Risk

	6m	1y	3y
Perf (%)	+15.64%	+23.08%	+51.04%
Perf (abs.)	+183.54	+254.51	+458.67
Beta	-	-	-
Volatility	12.55	16.25	18.72






Information about previous performance does not guarantee future performance.

Source: FactSet

Price data

Ø price 5 days Ø volume 5 days (pcs.)	1,397.09 EUR (23,351,545)
Ø price 30 days Ø volume 30 days (pcs.)	1,410.55 EUR (28,562,766)
Ø price 100 days Ø volume 100 days (pcs.)	1,356.88 EUR (21,930,955)
Ø price 250 days Ø volume 250 days (pcs.)	1,281.20 EUR (23,766,600)
YTD High date	1,437.65 EUR (2024/03/04)
YTD Low date	1,296.45 EUR (2024/01/02)
52 Weeks High date	1,437.65 EUR (2024/03/04)
52 Weeks Low date	1,075.66 EUR (2023/05/02)

Composition

Name  ISIN	Price	Diff %  Diff +/-	Performance 	Date Time	Turnover Pc.  Turnover Money 
ADMIE (IPTO) HOLDING S.A.... GRS518003009	2.09	-2.79% -0.06		24/04/16 16:17:41	310,643 653,816.19
AEGEAN AIRLINES S.A. GRS495003006	11.32	-4.31% -0.51		24/04/16 16:17:31	167,985 1,928,565.81
ALPHA BANK S.A. GRS015003007	1.518	-3.62% -0.06		24/04/16 16:19:35	10,818,545 16,482,919.77
ALUMIL ALUMINIUM INDUSTRY... GRS289103004	2.50	-2.72% -0.07		24/04/16 16:10:36	8,893 22,500.65
ATHENS INTERNATIONAL AIRP... GRS536003007	8.166	-0.17% -0.01		24/04/16 16:17:03	176,842 1,445,213.45
ATHENS MEDICAL CENTRE EUR... GRS147233001	1.625	-3.27% -0.06		24/04/16 16:18:04	1,552 2,522.86
ATHENS WATER AND SEWERAGE... GRS359353000	5.43	-3.04% -0.17		24/04/16 16:13:36	34,206 187,643.39
AUSTRIACARD HOLDINGS AG AT0000A325L0	6.29	-1.10% -0.07		24/04/16 16:11:47	10,988 68,546.53
AUTOHELLAS SA EUR0.08 GRS337003008	12.84	-2.43% -0.32		24/04/16 16:16:38	20,401 263,824.86
AVAX SA EUR0.30 GRS213213002	1.326	-5.15% -0.07		24/04/16 16:18:31	281,892 382,053.83
BIOKARPET SA EUR1.04 GRS165063009	2.87	-1.03% -0.03		24/04/16 16:10:33	4,405 12,658.85
BLE KEDROS R.E.I.C EUR1.0... GRS524003001	3.33	0.00% 0.00		24/04/16 16:10:24	3,860 12,852.20
BRIQ PROPERTIES REIC EUR2... GRS517003000	1.90	-0.78% -0.02		24/04/16 16:10:26	36,663 70,049.37
CARS MOTORCYCLES AND MARI... GRS488003005	2.85	-1.38% -0.04		24/04/16 16:12:22	14,178 41,006.25
CENERGY HLDGS SA NPV BE0974303357	6.84	-2.84% -0.20		24/04/16 16:16:07	192,549 1,326,152.59
CENTRIC HOLDINGS SA EUR0... GRS449003003	0.36	-3.74% -0.01		24/04/16 16:15:08	343,721 125,237.89
COCA-COLA HBC AG CH0198251305	27.40	-3.11% -0.88		24/04/16 16:11:47	34,240 953,363.12
CRETE PLASTICS S.A. GRS326003019	15.40	0.00% 0.00		24/04/16 16:10:42	- -
DIMAND A.E EUR0.05 GRS525003000	9.77	-0.91% -0.09		24/04/16 16:10:42	11,700 114,771.71
EKTER SA EUR0.52(CR) GRS222213001	3.82	-0.65% -0.03		24/04/16 16:19:04	40,343 153,465.69
ELASTRON SA EUR1.00(CR) GRS088003017	2.36	-1.67% -0.04		24/04/16 16:12:04	4,142 9,808.13
ELLAKTOR S.A. GRS191213008	2.495	0.20% 0.01		24/04/16 16:17:39	385,626 968,486.87
ELTON SA EUR0.52 GRS397003005	1.81	-3.52% -0.07		24/04/16 16:16:51	21,910 39,834.03
ELVALHALCOR S.A. GRS281003004	1.778	-1.77% -0.03		24/04/16 16:19:14	288,218 515,275.31
EPSILON NET S.A. EUR0.075 GRS498003003	9.02	-1.42% -0.13		24/04/16 16:10:34	24,030 220,604.22

GREECE

EUROBANK ERGASIAS SERVICE... GRS323003012	1.804	-1.37% -0.03		24/04/16 16:19:30	5,436,687 9,769,875.48
FOURLIS HLDG EUR1.00 GRS096003009	3.98	-3.40% -0.14		24/04/16 16:14:11	94,019 374,405.64
GEK TERNA S.A GRS145003000	15.46	-5.73% -0.94		24/04/16 16:19:25	330,709 5,182,483.54
GR. SARANTIS S.A. GRS204003008	11.24	-1.40% -0.16		24/04/16 16:10:32	113,582 1,287,166.22
HELLENIC EXCH.-ATHENS STO... GRS395363005	4.89	-2.20% -0.11		24/04/16 16:15:08	180,000 880,119.47
HELLENIC TELECOMM. ORGAN.... GRS260333000	14.00	-1.82% -0.26		24/04/16 16:19:32	579,005 8,115,651.75
HELLENIQ ENERGY HOLDINGS ... GRS298343005	8.07	-1.94% -0.16		24/04/16 16:19:54	308,244 2,500,305.82
IDEAL HOLDINGS SA EUR0.40... GRS148003015	6.07	-3.04% -0.19		24/04/16 16:10:27	40,324 243,153.99
IKTINOS HELLAS SA EUR0.10 GRS372003004	0.44	-1.35% -0.01		24/04/16 16:18:40	71,080 31,413.11
INTERLIFE GENERAL INSURAN... GRS805003001	4.71	-1.88% -0.09		24/04/16 16:10:26	6,576 30,955.36
INTRACOM HOLDINGS S.A. GRS087003000	3.18	-3.93% -0.13		24/04/16 16:19:38	209,768 681,691.52
INTRAKAT SA TECH & ENERGY... GRS432003028	4.85	-3.19% -0.16		24/04/16 16:15:06	406,865 1,979,009.82
JUMBO S.A. GRS282183003	26.02	-2.55% -0.68		24/04/16 16:18:39	446,834 11,729,652.16
KRI-KRI MILK INDUSTRY SA ... GRS469003024	11.30	-0.44% -0.05		24/04/16 16:10:24	11,570 130,003.15
LAMDA DEVELOPMENT SA EUR0... GRS245213004	6.28	-2.64% -0.17		24/04/16 16:10:40	266,372 1,678,572.95
LAVIPHARM EUR0.30(CR) GRS246003008	0.783	-4.51% -0.04		24/04/16 16:18:13	346,190 273,261.39
LOULIS FOOD INGREDIENTS S... GRS117123000	2.62	-1.87% -0.05		24/04/16 16:16:32	6,798 17,842.27
MOTOR OIL REFIN SA GRS426003000	25.80	-1.75% -0.46		24/04/16 16:18:40	107,976 2,801,242.98
MYTILINEOS SA GRS393503008	35.36	-0.51% -0.18		24/04/16 16:18:38	322,079 11,387,556.32
NATIONAL BANK OF GREECE S... GRS003003035	7.066	-2.00% -0.14		24/04/16 16:19:43	2,573,897 18,199,904.88
OPAP S.A. GRS419003009	16.09	-0.80% -0.13		24/04/16 16:10:37	402,537 6,502,362.77
PETROPOULOS SA EUR0.93(CR... GRS345503007	8.42	-6.44% -0.58		24/04/16 16:11:16	21,386 184,372.28
PIRAEUS FINANCIAL HOLDING... GRS014003032	3.718	-2.00% -0.08		24/04/16 16:18:58	5,590,293 20,886,888.77
PIRAEUS PORT AUTHORITY S.... GRS470003013	23.80	-3.25% -0.80		24/04/16 16:19:22	30,565 731,016.25
PREMIA REAL ESTATE GRS497003012	1.116	-1.59% -0.02		24/04/16 16:12:07	33,698 37,903.51
PROFILE SYSTEMS & SOFTWAR... GRS472003011	3.975	-2.57% -0.11		24/04/16 16:18:46	61,922 246,313.72
PUBLIC POWER CORPORATION ... GRS434003000	10.91	-3.62% -0.41		24/04/16 16:18:48	674,841 7,451,794.83
QUEST HOLDINGS SA EUR0.44	5.02	-3.46%		24/04/16	66,233

GREECE

GRS310003009			-0.18		16:18:04	343,452.30
SPACE HELLAS EUR1.08	7.32	0.55%			24/04/16	1,121
GRS402003008		0.04			16:10:34	8,269.22
TECHNICAL OLYMPIC SA EUR5...	2.59	0.00%			24/04/16	44,434
GRS403003007		0.00			16:17:46	114,062.25
TERNA ENERGY SA	17.20	-5.34%			24/04/16	432,450
GRS496003005		-0.97			16:19:10	7,585,816.34
THESSALONIKI PORT AUTHORI...	22.80	2.24%			24/04/16	4,600
GRS427003009		0.50			16:11:22	101,336.60
THESSALONIKI WATER SUPPLY...	3.20	-2.44%			24/04/16	3,414
GRS428003008		-0.08			16:10:33	11,039.58
THRACE PLST HLDG & COMM S...	3.815	-1.55%			24/04/16	35,285
GRS239003007		-0.06			16:10:28	134,637.00
TITAN CEMENT INTERNATIONAL...	26.00	-1.89%			24/04/16	84,527
BE0974338700		-0.50			16:18:51	2,207,937.85
VIOHALCO S.A.	5.19	-0.76%			24/04/16	213,263
BE0974271034		-0.04			16:10:23	1,085,631.54