

# VONOVIA SE

ISIN: **DE000A1ML7J1**

WKN: **A1ML7J**

## Overview

2024/04/19 14:14:38

**Price**  
24.89 EUR

**Difference**  0.61% (0.15)

### General attributes

ISIN	DE000A1ML7J1
Symbol	VNA
Exchange	Hamburg
Currency	EUR
Sector	Other
Security type	Stock
Market cap (m)	20,521 EUR
Benchmark	GERMANY DAX

### Market data

Bid (Bid size)	-
Ask (Ask size)	-
Open	24.53 EUR
High	24.89 EUR
Low	24.53 EUR
Close (prev. day)	24.74 EUR
VWAP	-
Volume (pcs)	150
Trading volume	3,729.50
Number of trades	3
Last size	50

### Futures and Options









Related Futures	38
Related Options	-



5y

Information about previous performance does not guarantee future performance.  
Source: FactSet

### Recent research

on sector		on market	
Date		Headline	Download
2024/04/19		Equity Weekly	
2024/04/15		Aktienempfehlungen Österreich	
2024/04/12		Equity Weekly	
2024/04/05		Equity Weekly	
2024/04/03		Global Equity Ratings	

## Details

2024/04/19 14:14:38

## Price

24.89 EUR

Difference ▲ 0.61% (0.15)

## General attributes

ISIN	DE000A1ML7J1
Symbol	VNA
Exchange	Hamburg
Currency	EUR
Sector	Other
Security type	Stock
Market cap (m)	20,521 EUR
Benchmark	GERMANY DAX

## Market data

Bid (Bid size)	-
Ask (Ask size)	-
Open	24.53 EUR
High	24.89 EUR
Low	24.53 EUR
Close (prev. day)	24.74 EUR
VWAP	-
Volume (pcs)	150
Trading volume	3,729.50
Number of trades	3
Last size	50

## Performance and Risk

	6m	1y	3y
Perf (%)	+21.36%	+28.86%	-53.43%
Perf (abs.)	+4.38	+5.58	-28.56
Beta	1.66	1.50	1.10
Volatility	36.54	37.06	36.06

5y



Information about previous performance does not guarantee future performance.  
Source: FactSet

## Price data

Ø price 5 days   Ø volume 5 days (pcs.)	24.70 EUR (374)
Ø price 30 days   Ø volume 30 days (pcs.)	25.90 EUR (763)
Ø price 100 days   Ø volume 100 days (pcs.)	26.68 EUR (1,603)
Ø price 250 days   Ø volume 250 days (pcs.)	23.04 EUR (2,559)
YTD High   date	29.19 EUR (2024/01/31)
YTD Low   date	24.05 EUR (2024/03/15)
52 Weeks High   date	29.19 EUR (2024/01/31)
52 Weeks Low   date	16.32 EUR (2023/05/31)

## Arbitrage views

Exchange <span>⊕</span>	Date	Time	Price	Trading volume (mio.)	Number of trades
Xetra	2024/04/19	17:40	25.19 EUR	57.95	3,776
Vienna Stock Exchange	2024/04/19	17:32	25.24 EUR	0.00	2
Tradegate	2024/04/19	22:26	25.10 EUR	4.37	434
Stuttgart	2024/04/19	21:59	25.08 EUR	1.56	229

SIX Swiss Exchange	2020/ 03/13	17:35	44.9617 CHF	0.00	1
Munich	2024/ 04/19	08:04	24.53 EUR	0.00	2
London Stock Exchange European Trade Reporting	2024/ 04/19	17:30	25.175 EUR	1.05	3
Hanover	2024/ 04/19	08:16	24.53 EUR	0.00	3
Hamburg	2024/ 04/19	14:14	24.89 EUR	0.00	3
Frankfurt	2024/ 04/19	20:43	25.06 EUR	0.03	10
FINRA other OTC Issues	2024/ 04/19	16:19	27.09 USD	0.01	2
Euronext Milan MTF Trading After Hours	2024/ 04/19	17:44	25.08 EUR	0.00	1
Euronext Milan MTF Global Equity Market	2024/ 04/19	17:44	25.08 EUR	0.03	1
Duesseldorf	2024/ 04/19	19:32	25.03 EUR	0.00	6
Berlin	2024/ 04/19	21:52	25.11 EUR	0.00	17

# Company profile

## Company Logo



### Contact Details

VONOVIA SE

--

Universitätsstrasse 133 - 44803 Bochum

Telefon: +49-234-314-0

Fax: +49-234-314-1314

E-mail: [info@vonovia.de](mailto:info@vonovia.de)

## Company Profile

-

### Members of Management Board

Rolf Buch Chairman of Managing Board

Arnd Fittkau Member of Executive Committee

Daniel Riedl Member of Executive Committee

Philip Grosse Member of Executive Committee

Ruth Werhahn Member of Executive Committee

### Board of directors

Clara-Christina Streit Chairman of Supervisory Board

Ariane Reinhart Member of Supervisory Board

Daniela Gerd Tom Markotten Member of Supervisory Board

Florian Funck Member of Supervisory Board

Ute Geipel-Faber Member of Supervisory Board

Christian Ulbrich Member of Supervisory Board

Hildegard Müller Member of Supervisory Board

Jurgen Fenk Member of Supervisory Board

Matthias Hünlein Member of Supervisory Board

Vitus Eckert Member of Supervisory Board