

PESCANOVA SA

ISIN: **ES0169350016** WKN: -

Overview

2024/09/18 17:35:08

Price
0.346 EURDifference  -0.57% (-0.00)

General attributes

ISIN	ES0169350016
Symbol	PVA
Exchange	BME Continuous Market
Currency	EUR
Sector	Consumer Products
Security type	Stock
Market cap (m)	10 EUR
Benchmark	IBEX 35

Market data

Bid (Bid size)	-
Ask (Ask size)	-
Open	0.346 EUR
High	0.354 EUR
Low	0.345 EUR
Close (prev. day)	0.348 EUR
VWAP	0.348263 EUR
Volume (pcs)	51,424
Trading volume	17,909.08
Number of trades	19
Last size	-

Futures and Options




Related Futures	-
Related Options	-

5y



Information about previous performance does not guarantee future performance.
Source: FactSet

Recent research

on sector		on market	
Date		Headline	Download
2024/09/11		Global Equity Ratings	
2024/09/11		Aktienempfehlungen Global	
2024/09/09		Aktienempfehlungen Österreich	
2024/09/05		Global Equity Ratings	
2024/09/05		Aktienempfehlungen Global	

Details

2024/09/18 17:35:08

Price

0.346 EUR

Difference 📉 -0.57% (-0.00)

General attributes

ISIN	ES0169350016
Symbol	PVA
Exchange	BME Continuous Market
Currency	EUR
Sector	Consumer Products
Security type	Stock
Market cap (m)	10 EUR
Benchmark	IBEX 35

Market data

Bid (Bid size)	-
Ask (Ask size)	-
Open	0.346 EUR
High	0.354 EUR
Low	0.345 EUR
Close (prev. day)	0.348 EUR
VWAP	0.348263 EUR
Volume (pcs)	51,424
Trading volume	17,909.08
Number of trades	19
Last size	-

Performance and Risk

	6m	1y	3y
Perf (%)	-5.46%	+1.76%	-30.52%
Perf (abs.)	-0.02	+0.01	-0.15
Beta	-	-	-
Volatility	46.32	82.29	54.23

5y



Information about previous performance does not guarantee future performance.
Source: FactSet

Price data

Ø price 5 days Ø volume 5 days (pcs.)	0.357 EUR (160,884)
Ø price 30 days Ø volume 30 days (pcs.)	0.354 EUR (61,058)
Ø price 100 days Ø volume 100 days (pcs.)	0.376 EUR (101,683)
Ø price 250 days Ø volume 250 days (pcs.)	0.321 EUR (251,776)
YTD High date	0.570 EUR (2024/02/22)
YTD Low date	0.195 EUR (2024/02/16)
52 Weeks High date	0.570 EUR (2024/02/22)
52 Weeks Low date	0.195 EUR (2024/02/16)

Arbitrage views

Exchange 📍	Date	Time	Price	Trading volume (mio.)	Number of trades
Stuttgart	2024/09/18	08:07	0.314 EUR	0.00	3
London Stock Exchange	2019/11/28	09:07	0.4500 EUR	0.00	1
Frankfurt	2024/09/18	09:15	0.32 EUR	0.00	2
BME Continuous Market	2024/09/18	17:35	0.346 EUR	0.02	19

Company profile

Company Logo



Company Profile

-

Contact Details

PESCANOVA

--

Rúa José Fernández López, s/n - 36320
Chapela, Redondela, Pontevedra

Telefon: +34 98 68 18 100

Fax: +34 98 68 18 200

E-mail: -