

## CORPORACIÓN FINANCIERA ALBA SA

ISIN: **ES0117160111** WKN: -

## Overview

2024/07/26 17:35:26

Price

49.60 EUR

Difference  0.20% (0.10)

## General attributes

ISIN	ES0117160111
Symbol	ALB
Exchange	BME Continuous Market
Currency	EUR
Sector	Other
Security type	Stock
Market cap (m)	2,991 EUR
Benchmark	IBEX 35

## Market data

Bid (Bid size)	-
Ask (Ask size)	-
Open	49.30 EUR
High	49.90 EUR
Low	49.30 EUR
Close (prev. day)	49.50 EUR
VWAP	49.398827 EUR
Volume (pcs)	6,054
Trading volume	299,060.50
Number of trades	77
Last size	-

## Futures and Options











Related Futures	-
Related Options	-

5y



Information about previous performance does not guarantee future performance.  
Source: FactSet

## Recent research

on sector		on market	
Date		Headline	Download
2024/07/26		Equity Weekly	
2024/07/24		Global Equity Ratings	
2024/07/24		Aktienempfehlungen Global	
2024/07/15		Aktienempfehlungen Global	
2024/07/12		Global Equity Ratings	

## Details

2024/07/26 17:35:26

## Price

49.60 EUR

Difference ▲ 0.20% (0.10)

## General attributes

ISIN	ES0117160111
Symbol	ALB
Exchange	BME Continuous Market
Currency	EUR
Sector	Other
Security type	Stock
Market cap (m)	2,991 EUR
Benchmark	IBEX 35

## Market data

Bid (Bid size)	-
Ask (Ask size)	-
Open	49.30 EUR
High	49.90 EUR
Low	49.30 EUR
Close (prev. day)	49.50 EUR
VWAP	49.398827 EUR
Volume (pcs)	6,054
Trading volume	299,060.50
Number of trades	77
Last size	-

## Performance and Risk

	6m	1y	3y
Perf (%)	+1.85%	+1.22%	+6.90%
Perf (abs.)	+0.90	+0.60	+3.20
Beta	0.32	0.23	0.37
Volatility	16.02	15.85	17.74

5y



Information about previous performance does not guarantee future performance.  
Source: FactSet

## Price data

Ø price 5 days   Ø volume 5 days (pcs.)	49.86 EUR (8,255)
Ø price 30 days   Ø volume 30 days (pcs.)	50.62 EUR (19,399)
Ø price 100 days   Ø volume 100 days (pcs.)	49.51 EUR (8,957)
Ø price 250 days   Ø volume 250 days (pcs.)	48.68 EUR (8,106)
YTD High   date	53.00 EUR (2024/05/29)
YTD Low   date	46.50 EUR (2024/04/16)
52 Weeks High   date	53.00 EUR (2024/05/29)
52 Weeks Low   date	45.25 EUR (2023/10/06)

## Arbitrage views

Exchange <span>⊕</span>	Date	Time	Price	Trading volume (mio.)	Number of trades
Tradegate	2024/07/26	22:26	49.70 EUR	0.01	3
Stuttgart	2024/07/26	08:17	49.10 EUR	0.00	3
Munich	2024/07/26	08:04	49.50 EUR	0.00	1
London Stock Exchange	2020/09/07	17:44	34.6452 EUR	0.00	1
Frankfurt	2024/07/26	08:03	49.40 EUR	0.00	2

	26					
Duesseldorf	2024/07/ 26	19:31	49.50 EUR	0.00		7
Berlin	2024/07/ 26	08:04	49.40 EUR	0.00		3
BME Continuous Market	2024/07/ 26	17:35	49.60 EUR	0.30		77

## Company profile

### Company Logo



### Company Profile

-

### Contact Details

CORPORACION FINANCIERA ALBA SA

Andres Temes

C/Castelló 77, 5ª planta - 28006 Madrid

Telefon: +34 91 436 37 10

Fax: +34 91 575 67 37

E-mail: [alba@corporacionalba.es](mailto:alba@corporacionalba.es)