

# DOW JONES UK(GBP)

ISIN: **XC0006887803** WKN: -

## Overview

2024/07/18 01:08:51

Price

**360.70** USD

Difference  0.20% (0.72)

### General attributes

ISIN XC0006887803

Symbol -

Country Great Britain

Instruments in index 0

Type of index -

Security type Index











More information on countries & regions

[➤ Markets by Region](#)



Information about previous performance does not guarantee future performance.  
Source: FactSet

### Recent research

| on market  |  |   |
|------------|--|---|
| Date       | Headline   | Download  |
| 2024/07/15 |  Aktienempfehlungen Global                |  |
| 2024/07/12 |  Global Equity Ratings                    |  |
| 2024/07/09 |  Political environment weighs on outlook  |  |
| 2024/07/09 |  Politisches Umfeld belastet den Ausblick |  |
| 2024/07/03 |  Global Strategy 3Q 2024                  |  |

## Details

2024/07/18 01:08:51

Price

**360.70** USD

Difference



0.20% (0.72)

### General attributes

ISIN XC0006887803

Symbol -

Country Great Britain

Security type Index

Instruments in index 0

### Market data

Open 360.00 USD

High 360.77 USD

Low 360.64 USD

Close (prev. day) 359.98 USD

Trading volume (m) -

Volume (pcs) -

### Performance and Risk

|             | 6m     | 1y      | 3y      |
|-------------|--------|---------|---------|
| Perf (%)    | +8.10% | +10.37% | +13.94% |
| Perf (abs.) | +26.98 | +33.81  | +44.04  |
| Beta        | -      | -       | -       |
| Volatility  | 8.77   | 9.82    | 11.75   |



5y

Information about previous performance does not guarantee future performance.

Source: FactSet

### Price data

|   |                         |
|---|-------------------------|
| Ø price 5 days   Ø volume 5 days (pcs.)     | 361.47 USD (0)          |
| Ø price 30 days   Ø volume 30 days (pcs.)   | 360.77 USD (0)          |
| Ø price 100 days   Ø volume 100 days (pcs.) | 354.96 USD (0)          |
| Ø price 250 days   Ø volume 250 days (pcs.) | 340.72 USD (0)          |
| YTD High   date                             | 370.73 USD (2024/05/10) |
| YTD Low   date                              | 325.98 USD (2024/01/17) |
| 52 Weeks High   date                        | 370.73 USD (2024/05/10) |
| 52 Weeks Low   date                         | 317.13 USD (2023/08/18) |

## Composition

The composition is not available for this index.