

DOW JONES UK(GBP)

ISIN: **XC0006887803** WKN: -

Overview

2024/07/18 01:09:56

Price

360.70 USD

Difference  0.20% (0.72)

General attributes

ISIN XC0006887803

Symbol -

Country Great Britain

Instruments in index 0

Type of index -

Security type Index











More information on countries & regions

[➤ Markets by Region](#)



Information about previous performance does not guarantee future performance.
Source: FactSet

Recent research

on market		
Date	Headline	Download
2024/07/15	 Aktienempfehlungen Global	
2024/07/12	 Global Equity Ratings	
2024/07/09	 Political environment weighs on outlook	
2024/07/09	 Politisches Umfeld belastet den Ausblick	
2024/07/03	 Global Strategy 3Q 2024	

Details

2024/07/18 01:09:56

Price

360.70 USD

Difference



0.20% (0.72)

General attributes

ISIN XC0006887803

Symbol -

Country Great Britain

Security type Index

Instruments in index 0

Market data

Open 360.00 USD

High 360.77 USD

Low 360.64 USD

Close (prev. day) 359.98 USD

Trading volume (m) -

Volume (pcs) -

Performance and Risk

	6m	1y	3y
Perf (%)	+8.10%	+10.37%	+13.94%
Perf (abs.)	+26.98	+33.81	+44.04
Beta	-	-	-
Volatility	8.77	9.82	11.75



Information about previous performance does not guarantee future performance.

Source: FactSet

Price data

Ø price 5 days Ø volume 5 days (pcs.)	361.47 USD (0)
Ø price 30 days Ø volume 30 days (pcs.)	360.77 USD (0)
Ø price 100 days Ø volume 100 days (pcs.)	354.96 USD (0)
Ø price 250 days Ø volume 250 days (pcs.)	340.72 USD (0)
YTD High date	370.73 USD (2024/05/10)
YTD Low date	325.98 USD (2024/01/17)
52 Weeks High date	370.73 USD (2024/05/10)
52 Weeks Low date	317.13 USD (2023/08/18)

Composition

The composition is not available for this index.