

DOW JONES UK(GBP)

ISIN: **XC0006887803** WKN: -

Overview

2024/06/28 23:45:21

Price

358.85 USDDifference  -0.20% (-0.72)

General attributes

ISIN XC0006887803

Symbol -

Country Great Britain

Instruments in index 0

Type of index -

Security type Index













More information on countries & regions

[➤ Markets by Region](#)

Information about previous performance does not guarantee future performance.
Source: FactSet

Recent research

on market		
Date	Headline	Download
2024/06/21	 Global Equity Ratings	
2024/06/21	 Aktienempfehlungen Global	
2024/06/20	 Bosnia and Herzegovina Growth to remain subdued ...	
2024/06/14	 Global Equity Ratings	
2024/06/14	 Aktienempfehlungen Global	

Details

2024/06/28 23:45:21

Price

358.85 USD

Difference

**-0.20%** (-0.72)

General attributes

ISIN XC0006887803

Symbol -

Country Great Britain

Security type Index

Instruments in index 0

Market data

Open 359.60 USD

High 362.11 USD

Low 358.75 USD

Close (prev. day) 359.57 USD

Trading volume (m) -

Volume (pcs) -

Performance and Risk

	6m	1y	3y
Perf (%)	+5.47%	+9.05%	-
Perf (abs.)	+18.62	+29.77	-
Beta	-	-	-
Volatility	8.94	10.14	11.69



Information about previous performance does not guarantee future performance.

Source: FactSet

Price data

Ø price 5 days Ø volume 5 days (pcs.)	361.27 USD (0)
Ø price 30 days Ø volume 30 days (pcs.)	362.50 USD (0)
Ø price 100 days Ø volume 100 days (pcs.)	352.07 USD (0)
Ø price 250 days Ø volume 250 days (pcs.)	339.52 USD (0)
YTD High date	370.73 USD (2024/05/10)
YTD Low date	325.98 USD (2024/01/17)
52 Weeks High date	370.73 USD (2024/05/10)
52 Weeks Low date	317.13 USD (2023/08/18)

Composition

The composition is not available for this index.