

DOW JONES UK(GBP)

ISIN: **XC0006887803** WKN: -

Overview

2024/05/10 15:51:41

Price

369.91 USD

Difference  0.67% (2.48)

General attributes

ISIN XC0006887803

Symbol -

Country Great Britain

Instruments in index 0

Type of index -

Security type Index










More information on countries & regions

[➤ Markets by Region](#)



Information about previous performance does not guarantee future performance.
Source: FactSet

Recent research

on market			
Date		Headline	Download
2024/05/08		Marktkommentar	
2024/04/26		Global Equity Ratings	
2024/04/26		Aktienempfehlungen Global	
2024/04/03		Global Equity Ratings	
2024/04/03		Aktienempfehlungen Global	

Details

2024/05/10 15:51:41

Price

369.91 USD

Difference



0.67% (2.48)

General attributes

ISIN XC0006887803

Symbol -

Country Great Britain

Security type Index

Instruments in index 0

Market data

Open 367.43 USD

High 370.73 USD

Low 366.93 USD

Close (prev. day) 367.43 USD

Trading volume (m) -

Volume (pcs) -

Performance and Risk

	6m	1y	3y
Perf (%)	+12.18%	+7.52%	+14.71%
Perf (abs.)	+39.90	+25.70	+47.12
Beta	-	-	-
Volatility	9.16	10.37	11.58



5y

Information about previous performance does not guarantee future performance.

Source: FactSet

Price data

Ø price 5 days Ø volume 5 days (pcs.)	363.69 USD (0)
Ø price 30 days Ø volume 30 days (pcs.)	352.80 USD (0)
Ø price 100 days Ø volume 100 days (pcs.)	341.89 USD (0)
Ø price 250 days Ø volume 250 days (pcs.)	334.64 USD (0)
YTD High date	367.49 USD (2024/05/09)
YTD Low date	325.98 USD (2024/01/17)
52 Weeks High date	367.49 USD (2024/05/09)
52 Weeks Low date	317.13 USD (2023/08/18)

Composition

The composition is not available for this index.