

DOW JONES UK(GBP)

ISIN: **XC0006887803** WKN: -

Overview

2024/04/26 23:52:05

Price

357.09 USD

Difference  0.80% (2.82)

General attributes

ISIN XC0006887803

Symbol -

Country Great Britain

Instruments in index 0

Type of index -

Security type Index













More information on countries & regions

[➤ Markets by Region](#)



Information about previous performance does not guarantee future performance.
Source: FactSet

Recent research

on market		
Date	Headline	Download
2024/04/26	 Global Equity Ratings	
2024/04/26	 Aktienempfehlungen Global	
2024/04/03	 Global Equity Ratings	
2024/04/03	 Aktienempfehlungen Global	
2024/03/26	 Global Strategy 2Q 2024	

Details

2024/04/26 23:52:05

Price

357.09 USD

Difference



0.80% (2.82)

General attributes

ISIN XC0006887803

Symbol -

Country Great Britain

Security type Index

Instruments in index 0

Market data

Open 354.27 USD

High 357.42 USD

Low 354.22 USD

Close (prev. day) 354.27 USD

Trading volume (m) -

Volume (pcs) -

Performance and Risk

	6m	1y	3y
Perf (%)	+10.96%	+3.41%	-
Perf (abs.)	+35.27	+11.78	-
Beta	-	-	-
Volatility	9.46	10.45	11.55



5y

Information about previous performance does not guarantee future performance.

Source: FactSet

Price data

Ø price 5 days Ø volume 5 days (pcs.)	353.68 USD (0)
Ø price 30 days Ø volume 30 days (pcs.)	348.03 USD (0)
Ø price 100 days Ø volume 100 days (pcs.)	339.56 USD (0)
Ø price 250 days Ø volume 250 days (pcs.)	333.87 USD (0)
YTD High date	357.42 USD (2024/04/26)
YTD Low date	325.98 USD (2024/01/17)
52 Weeks High date	357.42 USD (2024/04/26)
52 Weeks Low date	317.13 USD (2023/08/18)

Composition

The composition is not available for this index.