

DOW JONES UK(GBP)

ISIN: **XC0006887803**

WKN: -

Overview

2020/04/04 00:12:27

Price

240.40 USDDifference  -1.36% (-3.31)

General attributes

ISIN XC0006887803

Symbol -

Country Great Britain

Instruments in index 0

Type of index -

Security type Index






More information on countries & regions

[➤ Markets by Region](#)



Information about previous performance does not guarantee future performance.
Source: FactSet

Recent research

on market			
Date		Headline	Download
2020/04/02		Globale Aktienempfehlungen	
2020/04/01		Global Strategy Q2 2020	
2020/04/01		Global Strategy Q2 2020	
2020/03/26		Globale Aktienempfehlungen	
2020/03/19		Globale Aktienempfehlungen	

Details

2020/04/04 00:12:27

Price

240.40 USDDifference  **-1.36%** (-3.31)

General attributes

ISIN XC0006887803

Symbol -

Country Great Britain

Security type Index

Instruments in index 0

Market data

Open 243.46 USD

High 243.81 USD

Low 239.63 USD

Close (prev. day) 243.71 USD

Trading volume (m) -

Volume (pcs) -

Performance and Risk

	6m	1y	3y
Perf (%)	-24.23%	-	-25.97%
Perf (abs.)	-76.88	-	-84.32
Beta	-	-	-
Volatility	31.35	22.45	15.65



Information about previous performance does not guarantee future performance.

Source: FactSet

Price data

Ø price 5 days Ø volume 5 days (pcs.)	245.55 USD (0)
Ø price 30 days Ø volume 30 days (pcs.)	265.06 USD (0)
Ø price 100 days Ø volume 100 days (pcs.)	314.60 USD (0)
Ø price 250 days Ø volume 250 days (pcs.)	205.67 USD (0)
YTD High date	345.92 USD (2020/01/20)
YTD Low date	219.70 USD (2020/03/23)
52 Weeks High date	345.92 USD (2020/01/20)
52 Weeks Low date	219.70 USD (2020/03/23)

Composition

The composition is not available for this index.