

DOW JONES ITALY(EUR)

ISIN: **XC0006887647** WKN: -

Overview

2024/07/26 23:43:35

Price

257.16 USD

Difference ▼ -1.23% (-3.19)

General attributes

ISIN XC0006887647

Symbol -

Country Italy

Instruments in index 10

Type of index -

Security type Index

Top 5

Name	Price	+ - (%)	Trend
LEONARDO S...	21.93	+3.05	▲
WEBUILD S...	2.422	+2.45	▲
ELICA SPA	1.83	+0.55	➡

Intraday 1w 1m 6m 1y 3y

Flop 5

Name	Price	+ - (%)	Trend
STELLANTIS...	16.166	-3.05	▼
BANCA MONT...	4.95	-0.98	➡
UNICREDIT ...	37.84	-0.55	➡
A2A SPA	1.9725	-0.48	➡
RCS MEDIAG...	0.762	-0.26	➡

Intraday 1w 1m 6m 1y 3y



More information on countries & regions

➤ Markets by Region



Information about previous performance does not guarantee future performance.
Source: FactSet

Recent research

on market		
Date	Headline	Download
2024/07/26	Week Ahead	Download
2024/07/26	Wochenausblick	Download
2024/07/24	Credit Markets Weekly	Download
2024/07/24	Credit Markets Weekly (DE)	Download
2024/07/24	Aktienempfehlungen Global	Download

Details

2024/07/26 23:43:35

Price

257.16 USDDifference  -1.23% (-3.19)

General attributes

ISIN XC0006887647

Symbol -

Country Italy

Security type Index

Instruments in index 10

Market data

Open 260.35 USD

High 257.60 USD

Low 255.99 USD

Close (prev. day) 260.35 USD

Trading volume (m) -

Volume (pcs) -

Performance and Risk

	6m	1y	3y
Perf (%)	+10.55%	+16.66%	+33.11%
Perf (abs.)	+24.55	+36.72	+63.97
Beta	-	-	-
Volatility	13.33	12.83	18.76






Information about previous performance does not guarantee future performance.

Source: FactSet

Price data

Ø price 5 days Ø volume 5 days (pcs.)	260.48 USD (0)
Ø price 30 days Ø volume 30 days (pcs.)	258.14 USD (0)
Ø price 100 days Ø volume 100 days (pcs.)	260.28 USD (0)
Ø price 250 days Ø volume 250 days (pcs.)	239.80 USD (0)
YTD High date	269.37 USD (2024/05/16)
YTD Low date	229.14 USD (2024/01/17)
52 Weeks High date	269.37 USD (2024/05/16)
52 Weeks Low date	207.87 USD (2023/10/27)

Composition

Name  ISIN	Price	Diff %  Diff +/-	Performance 	Date Time	Turnover Pc.  Turnover Money 
A2A SPA IT0001233417	1.9725	-0.48% -0.01		24/07/26 17:44:59	5,955,509 11,752,909.00
BANCA MONTE DEI PASCHI DI... IT0005508921	4.95	-0.98% -0.05		24/07/26 17:44:59	12,886,669 63,645,374.00
ELICA SPA IT0003404214	1.83	0.55% 0.01		24/07/26 17:44:59	38,495 70,118.00
FALCK RENEWABLES SPA IT0003198790	-	-% -		- -	- -
LEONARDO S.P.A. IT0003856405	21.93	3.05% 0.65		24/07/26 17:44:59	1,959,320 42,642,752.00
RCS MEDIAGROUP NPV IT0004931496	0.762	-0.26% -0.00		24/07/26 17:44:59	84,772 64,383.00
STELLANTIS N.V. NL00150001Q9	16.166	-3.05% -0.51		24/07/26 17:44:59	16,472,184 267,760,692.00
UNICREDIT SPA IT0005239360	37.84	-0.55% -0.21		24/07/26 17:44:59	6,125,970 232,286,366.00
UNIPOLSAI ASSICURAZIONI S... IT0004827447	2.53	-% -		24/07/02 17:44:59	- -
WEBUILD S.P.A. IT0003865570	2.422	2.45% 0.06		24/07/26 17:44:59	7,330,638 18,054,366.00