

## DOW JONES ITALY(EUR)

ISIN: **XC0006887647** WKN: -

## Overview

2024/06/26 11:12:26

Price

**256.90** USDDifference  **-0.35%** (-0.91)

## General attributes

ISIN XC0006887647

Symbol -

Country Italy

Instruments in index 10

Type of index -

Security type Index

## Market data

Open 257.81 USD

High 257.78 USD

Low 256.21 USD

Close (prev. day) 257.81 USD

Trading volume (m) -



Volume (pcs) -

## Top 5

Name 	Price	+ - (%) 	Trend 
WEBUILD S...	2.078	+1.46	
RCS MEDIAG...	0.752	+0.27	
UNICREDIT ...	35.00	+0.24	

Intraday 1w 1m 6m 1y 3y

## Flop 5

Name 	Price	+ - (%) 	Trend 
ELICA SPA	1.75	-1.13	
A2A SPA	1.8985	-0.71	
LEONARDO S...	21.59	-0.23	
STELLANTIS...	19.34	-0.15	
BANCA MONT...	4.538	-0.02	

Intraday 1w 1m 6m 1y 3y

## Futures and Options

Related Futures -

Related Options -

5y



Information about previous performance does not guarantee future performance.

Source: FactSet

## Recent research

on market

Date	Headline	Download
2024/06/24	 Neuwahlen in Frankreich verunsichern Märkte!	
2024/06/21	 Wochenausblick	
2024/06/21	 Week Ahead	
2024/06/21	 Wochenausblick	
2024/06/21	 Global Equity Ratings	

## Details

2024/06/26 11:12:26

Price

**256.90** USD

Difference

**-0.35%** (-0.91)

## General attributes

ISIN XC0006887647

Symbol -

Country Italy

Security type Index

Instruments in index 10

## Market data

Open 257.81 USD

High 257.78 USD

Low 256.21 USD

Close (prev. day) 257.81 USD

Trading volume (m) -

Volume (pcs) -

## Performance and Risk

	6m	1y	3y
Perf (%)	+10.69%	+23.95%	+31.59%
Perf (abs.)	+24.80	+49.64	+61.66
Beta	-	-	-
Volatility	12.72	12.97	18.96





Information about previous performance does not guarantee future performance.

Source: FactSet

## Price data

Ø price 5 days   Ø volume 5 days (pcs.)	255.66 USD (0)
Ø price 30 days   Ø volume 30 days (pcs.)	260.94 USD (0)
Ø price 100 days   Ø volume 100 days (pcs.)	257.30 USD (0)
Ø price 250 days   Ø volume 250 days (pcs.)	236.13 USD (0)
YTD High   date	269.37 USD (2024/05/16)
YTD Low   date	229.14 USD (2024/01/17)
52 Weeks High   date	269.37 USD (2024/05/16)
52 Weeks Low   date	207.35 USD (2023/06/26)

## Composition

Name  ISIN	Price	Diff %  Diff +/-	Performance 	Date Time	Turnover Pc.  Turnover Money 
A2A SPA IT0001233417	1.8985	-0.71% -0.01		24/06/26 11:11:58	1,552,704 2,962,596.00
BANCA MONTE DEI PASCHI DI... IT0005508921	4.538	-0.02% -0.00		24/06/26 11:12:15	2,014,801 9,184,990.00
ELICA SPA IT0003404214	1.75	-1.13% -0.02		24/06/26 10:49:29	25,236 44,283.00
FALCK RENEWABLES SPA IT0003198790	-	-% -	-	- -	- -
LEONARDO S.P.A. IT0003856405	21.59	-0.23% -0.05		24/06/26 11:11:22	520,008 11,310,598.00
RCS MEDIAGROUP NPV IT0004931496	0.752	0.27% 0.00		24/06/26 11:10:14	57,530 43,204.00
STELLANTIS N.V. NL00150001Q9	19.34	-0.15% -0.03		24/06/26 11:12:16	2,140,011 41,362,551.00
UNICREDIT SPA IT0005239360	35.00	0.24% 0.09		24/06/26 11:12:28	1,509,135 52,978,362.00
UNIPOLSAI ASSICURAZIONI S... IT0004827447	2.53	0.00% 0.00		24/06/26 11:08:13	56,473 142,925.00
WEBUILD S.P.A. IT0003865570	2.078	1.46% 0.03		24/06/26 11:04:22	355,865 738,664.00