

DOW JONES ITALY(EUR)

ISIN: **XC0006887647** WKN: -

Overview

2024/05/24 23:58:54

Price

262.76 USDDifference  -2.36% (-6.34)

General attributes

ISIN XC0006887647

Symbol -

Country Italy

Instruments in index 10

Type of index -

Security type Index

Market data

Open 269.10 USD

High 263.05 USD

Low 259.52 USD

Close (prev. day) 269.10 USD

Trading volume (m) -









Volume (pcs) -

Top 5

Name 	Price	+ - (%) 	Trend 
STELLANTIS...	20.55	+0.93	
WEBUILD S...	2.07	+0.39	
UNICREDIT ...	36.21	+0.18	

Intraday 1w 1m 6m 1y 3y

Flop 5

Name 	Price	+ - (%) 	Trend 
RCS MEDIAG...	0.794	-1.49	
BANCA MONT...	5.034	-0.75	
A2A SPA	1.8875	-0.66	
LEONARDO S...	23.47	-0.47	
ELICA SPA	1.88	-0.27	

Intraday 1w 1m 6m 1y 3y

Futures and Options

Related Futures -

Related Options -

5y



Information about previous performance does not guarantee future performance.

Source: FactSet

Recent research

on market

Date	Headline	Download
2024/05/24	 Week Ahead	
2024/05/24	 Wochenausblick	
2024/05/22	 Credit Markets Weekly	
2024/05/22	 Credit Markets Weekly (DE)	
2024/05/21	 Verbesserung der Stimmung in der Eurozone?	

Details

2024/05/24 23:58:54

Price

262.76 USD

Difference

**-2.36%** (-6.34)

General attributes

ISIN XC0006887647

Symbol -

Country Italy

Security type Index

Instruments in index 10

Market data

Open 269.10 USD

High 263.05 USD

Low 259.52 USD

Close (prev. day) 269.10 USD

Trading volume (m) -

Volume (pcs) -

Performance and Risk

	6m	1y	3y
Perf (%)	+16.64%	+30.05%	+37.86%
Perf (abs.)	+37.48	+60.71	+72.16
Beta	-	-	-
Volatility	10.16	12.35	18.75







Information about previous performance does not guarantee future performance.

Source: FactSet

Price data

Ø price 5 days Ø volume 5 days (pcs.)	263.33 USD (0)
Ø price 30 days Ø volume 30 days (pcs.)	261.21 USD (0)
Ø price 100 days Ø volume 100 days (pcs.)	251.47 USD (0)
Ø price 250 days Ø volume 250 days (pcs.)	231.91 USD (0)
YTD High date	269.37 USD (2024/05/16)
YTD Low date	229.14 USD (2024/01/17)
52 Weeks High date	269.37 USD (2024/05/16)
52 Weeks Low date	198.51 USD (2023/05/31)

Composition

Name  ISIN	Price	Diff %  Diff +/-	Performance 	Date Time	Turnover Pc.  Turnover Money 
A2A SPA IT0001233417	1.8875	-0.66% -0.01		24/05/24 17:44:59	9,230,216 17,431,028.00
BANCA MONTE DEI PASCHI DI... IT0005508921	5.034	-0.75% -0.04		24/05/24 17:44:59	11,293,338 56,345,925.00
ELICA SPA IT0003404214	1.88	-0.27% -0.01		24/05/24 17:44:59	14,923 27,896.00
FALCK RENEWABLES SPA IT0003198790	-	-% -		- -	- -
LEONARDO S.P.A. IT0003856405	23.47	-0.47% -0.11		24/05/24 17:44:59	1,683,271 39,569,683.00
RCS MEDIAGROUP NPV IT0004931496	0.794	-1.49% -0.01		24/05/24 17:44:59	582,549 466,283.00
STELLANTIS N.V. NL00150001Q9	20.55	0.93% 0.19		24/05/24 17:44:59	6,501,788 133,111,081.00
UNICREDIT SPA IT0005239360	36.21	0.18% 0.07		24/05/24 17:44:59	6,732,405 242,683,138.00
UNIPOLSAI ASSICURAZIONI S... IT0004827447	2.52	0.00% 0.00		24/05/24 17:44:59	494,627 1,247,274.00
WEBUILD S.P.A. IT0003865570	2.07	0.39% 0.01		24/05/24 17:44:59	6,781,155 13,949,888.00