

DOW JONES ITALY(EUR)

ISIN: **XC0006887647** WKN: -

Overview

2024/05/10 23:40:22	
Price	263.82 USD
Difference	▲ 1.45% (3.77)
General attributes	
ISIN	XC0006887647
Symbol	-
Country	Italy
Instruments in index	10
Type of index	-
Security type	Index
Market data	
Open	260.05 USD
High	264.52 USD
Low	258.95 USD
Close (prev. day)	260.05 USD
Trading volume (m)	-
Volume (pcs)	-



Information about previous performance does not guarantee future performance.
Source: FactSet

Top 5

Name	Price	+ - (%)	Trend
LEONARDO S...	22.76	+2.99	▲
BANCA MONT...	4.734	+1.11	▲
A2A SPA	1.9245	+0.31	➡
ELICA SPA	1.915	+0.26	➡
STELLANTIS...	20.28	+0.25	➡

Intraday 1w 1m 6m 1y 3y

Flop 5

Name	Price	+ - (%)	Trend
WEBUILD S...	2.388	-0.42	➡
UNIPOLSAI ...	2.674	-0.30	➡

Intraday 1w 1m 6m 1y 3y

Futures and Options

Related Futures	-
Related Options	-

Recent research

on market			
Date		Headline	Download
2024/05/10		Week Ahead	Download
2024/05/10		Wochenausblick	Download
2024/05/08		Credit Markets Weekly	Download
2024/05/08		Credit Markets Weekly (DE)	Download
2024/05/08		Marktkommentar	Download

Details

2024/05/10 23:40:22

Price

263.82 USD

Difference



1.45% (3.77)

General attributes

ISIN XC0006887647

Symbol -

Country Italy

Security type Index

Instruments in index 10

Market data

Open 260.05 USD

High 264.52 USD

Low 258.95 USD

Close (prev. day) 260.05 USD

Trading volume (m) -

Volume (pcs) -

Performance and Risk

	6m	1y	3y
Perf (%)	+20.90%	+27.06%	+39.06%
Perf (abs.)	+45.61	+56.18	+74.10
Beta	-	-	-
Volatility	10.25	12.56	18.76
















Information about previous performance does not guarantee future performance.

Source: FactSet

Price data

Ø price 5 days Ø volume 5 days (pcs.)	260.98 USD (0)
Ø price 30 days Ø volume 30 days (pcs.)	259.60 USD (0)
Ø price 100 days Ø volume 100 days (pcs.)	248.11 USD (0)
Ø price 250 days Ø volume 250 days (pcs.)	229.46 USD (0)
YTD High date	266.06 USD (2024/03/29)
YTD Low date	229.14 USD (2024/01/17)
52 Weeks High date	266.06 USD (2024/03/29)
52 Weeks Low date	198.51 USD (2023/05/31)

Composition

Name  ISIN	Price	Diff %  Diff +/-	Performance 	Date Time	Turnover Pc.  Turnover Money 
A2A SPA IT0001233417	1.9245	0.31% 0.01		24/05/10 17:44:59	18,455,436 35,650,518.00
BANCA MONTE DEI PASCHI DI... IT0005508921	4.734	1.11% 0.05		24/05/10 17:44:59	18,548,351 87,902,149.00
ELICA SPA IT0003404214	1.915	0.26% 0.01		24/05/10 17:44:59	31,095 59,243.00
FALCK RENEWABLES SPA IT0003198790	-	-% -		- -	- -
LEONARDO S.P.A. IT0003856405	22.76	2.99% 0.66		24/05/10 17:44:59	5,522,685 126,093,814.00
RCS MEDIAGROUP NPV IT0004931496	0.872	0.23% 0.00		24/05/10 17:44:59	304,460 267,431.00
STELLANTIS N.V. NL00150001Q9	20.28	0.25% 0.05		24/05/10 17:44:59	7,140,469 144,672,610.00
UNICREDIT SPA IT0005239360	36.025	0.08% 0.03		24/05/10 17:44:59	10,089,593 364,951,567.00
UNIPOLSAI ASSICURAZIONI S... IT0004827447	2.674	-0.30% -0.01		24/05/10 17:44:59	1,842,682 4,937,190.00
WEBUILD S.P.A. IT0003865570	2.388	-0.42% -0.01		24/05/10 17:44:59	2,121,855 5,084,445.00