

## DOW JONES ITALY(EUR)

ISIN: **XC0006887647** WKN: -

## Overview

2024/05/07 17:03:21

Price

**260.34** USDDifference  0.57% (1.47)

## General attributes

ISIN XC0006887647

Symbol -

Country Italy

Instruments in index 10

Type of index -

Security type Index

## Market data

Open 258.87 USD

High 261.87 USD

Low 258.84 USD

Close (prev. day) 258.87 USD

Trading volume (m) -

Volume (pcs) -

## Top 5

Name 	Price	+ - (%) 	Trend 
RCS MEDIAG...	0.886	+3.75 	
UNICREDIT ...	35.86	+2.93 	
BANCA MONT...	4.656	+0.93 	
A2A SPA	1.892	+0.67 	
UNIPOLSAI ...	2.682	+0.37 	

Intraday 1w 1m 6m 1y 3y

## Flop 5

Name 	Price	+ - (%) 	Trend 
LEONARDO S...	21.66	-3.56 	
ELICA SPA	1.89	-0.79 	
STELLANTIS...	20.18	-0.25 	

Intraday 1w 1m 6m 1y 3y

## Futures and Options

Related Futures -

Related Options -

5y








Information about previous performance does not guarantee future performance.

Source: FactSet

## Recent research

## on market

Date	Headline	Download
2024/05/06	 Anzeichen für eine wirtschaftliche Wende?	
2024/05/03	 Week Ahead	
2024/05/03	 Wochenausblick	
2024/05/02	 FX markets reflect uncertain interest rate outlook	
2024/05/02	 FX-Märkte spiegeln unsicheres Zinsumfeld wider	

## Details

2024/05/07 17:03:21

Price

**260.34** USD

Difference



0.57% (1.47)

### General attributes

ISIN XC0006887647

Symbol -

Country Italy

Security type Index

Instruments in index 10

### Market data

Open 258.87 USD

High 261.87 USD

Low 258.84 USD

Close (prev. day) 258.87 USD

Trading volume (m) -

Volume (pcs) -

### Performance and Risk

	6m	1y	3y
Perf (%)	+18.70%	+24.21%	+38.18%
Perf (abs.)	+40.79	+50.46	+71.53
Beta	-	-	-
Volatility	10.38	12.56	18.80



Information about previous performance does not guarantee future performance.

Source: FactSet

### Price data

Ø price 5 days   Ø volume 5 days (pcs.)	257.27 USD (0)
Ø price 30 days   Ø volume 30 days (pcs.)	260.08 USD (0)
Ø price 100 days   Ø volume 100 days (pcs.)	246.93 USD (0)
Ø price 250 days   Ø volume 250 days (pcs.)	228.53 USD (0)
YTD High   date	266.06 USD (2024/03/29)
YTD Low   date	229.14 USD (2024/01/17)
52 Weeks High   date	266.06 USD (2024/03/29)
52 Weeks Low   date	198.51 USD (2023/05/31)

## Composition

Name  ISIN	Price	Diff %  Diff +/-	Performance 	Date Time	Turnover Pc.  Turnover Money 
A2A SPA IT0001233417	1.892	0.67% 0.01		24/05/07 17:03:01	10,017,143 19,005,499.00
BANCA MONTE DEI PASCHI DI... IT0005508921	4.656	0.93% 0.04		24/05/07 17:03:15	31,066,050 143,479,183.00
ELICA SPA IT0003404214	1.89	-0.79% -0.02		24/05/07 15:53:09	15,650 29,651.00
FALCK RENEWABLES SPA IT0003198790	-	-% -		- -	- -
LEONARDO S.P.A. IT0003856405	21.66	-3.56% -0.80		24/05/07 17:03:18	2,593,109 57,304,603.00
RCS MEDIAGROUP NPV IT0004931496	0.886	3.75% 0.03		24/05/07 16:59:49	539,533 473,250.00
STELLANTIS N.V. NL00150001Q9	20.18	-0.25% -0.05		24/05/07 17:03:13	4,399,263 88,928,626.00
UNICREDIT SPA IT0005239360	35.86	2.93% 1.02		24/05/07 17:03:15	13,808,571 495,234,301.00
UNIPOLSAI ASSICURAZIONI S... IT0004827447	2.682	0.37% 0.01		24/05/07 16:56:04	586,133 1,570,034.00
WEBUILD S.P.A. IT0003865570	2.362	0.17% 0.00		24/05/07 17:01:50	1,290,677 3,041,339.00