

# DOW JONES ITALY(EUR)

ISIN: **XC0006887647** WKN: -

## Overview

--	
Price	--
Difference	→ - (-)
<b>General attributes</b>	
ISIN	XC0006887647
Symbol	-
Country	Italy
Instruments in index	10
Type of index	-
Security type	Index



**More information on countries & regions**

[➤ Markets by Region](#)



Information about previous performance does not guarantee future performance.  
**Source:** FactSet

### Recent research

on market		
Date	Headline	Download
2024/05/06	Anzeichen für eine wirtschaftliche Wende?	
2024/05/03	Week Ahead	
2024/05/03	Wochenausblick	
2024/05/02	FX markets reflect uncertain interest rate outlook	
2024/05/02	FX-Märkte spiegeln unsicheres Zinsumfeld wider	

## Details

--	
<b>Price</b>	
--	
<b>Difference</b>	- (-)
<b>General attributes</b>	
<b>ISIN</b>	XC0006887647
<b>Symbol</b>	-
<b>Country</b>	Italy
<b>Security type</b>	Index
<b>Instruments in index</b>	10
<b>Market data</b>	
<b>Open</b>	256.28 USD
<b>High</b>	259.14 USD
<b>Low</b>	258.85 USD
<b>Close (prev. day)</b>	256.28 USD
<b>Trading volume (m)</b>	-
<b>Volume (pcs)</b>	-




<b>Performance and Risk</b>			
	<b>6m</b>	<b>1y</b>	<b>3y</b>
<b>Perf (%)</b>	+17.18%	+25.34%	+37.12%
<b>Perf (abs.)</b>	+37.57	+51.82	+69.38
<b>Beta</b>	-	-	-
<b>Volatility</b>	10.34	12.73	18.80



Information about previous performance does not guarantee future performance.  
Source: FactSet

<b>Price data</b>	
Ø price 5 days   Ø volume 5 days (pcs.)	257.76 USD (0)
Ø price 30 days   Ø volume 30 days (pcs.)	260.26 USD (0)
Ø price 100 days   Ø volume 100 days (pcs.)	246.66 USD (0)
Ø price 250 days   Ø volume 250 days (pcs.)	228.33 USD (0)
<b>YTD High   date</b>	266.06 USD (2024/03/29)
<b>YTD Low   date</b>	229.14 USD (2024/01/17)
<b>52 Weeks High   date</b>	266.06 USD (2024/03/29)
<b>52 Weeks Low   date</b>	198.51 USD (2023/05/31)

## Composition

Name  ISIN	Price	Diff %  Diff +/-	Performance 	Date Time	Turnover Pc.  Turnover Money 
A2A SPA IT0001233417	1.8795	0.00% 0.00		24/05/06 17:44:59	9,229,183 17,359,923.00
BANCA MONTE DEI PASCHI DI... IT0005508921	4.613	0.00% 0.00		24/05/06 17:44:59	15,663,428 71,991,021.00
ELICA SPA IT0003404214	1.905	0.00% 0.00		24/05/06 17:44:59	27,343 51,925.00
FALCK RENEWABLES SPA IT0003198790	-	-% -		- -	- -
LEONARDO S.P.A. IT0003856405	22.46	0.00% 0.00		24/05/06 17:44:59	2,414,958 53,582,680.00
RCS MEDIAGROUP NPV IT0004931496	0.854	0.00% 0.00		24/05/06 17:44:59	722,924 621,720.00
STELLANTIS N.V. NL00150001Q9	20.23	0.00% 0.00		24/05/06 17:44:59	7,443,108 150,664,228.00
UNICREDIT SPA IT0005239360	34.84	0.00% 0.00		24/05/06 17:44:59	4,999,069 172,704,104.00
UNIPOLSAI ASSICURAZIONI S... IT0004827447	2.672	0.00% 0.00		24/05/06 17:44:59	2,715,334 6,327,503.00
WEBUILD S.P.A. IT0003865570	2.358	0.00% 0.00		24/05/06 17:44:59	942,377 2,209,479.00