

DOW JONES ITALY(EUR)

ISIN: **XC0006887647** WKN: -

Overview

2024/04/30 11:25:21

Price

260.54 USD

Difference ▲ 0.85% (2.20)

General attributes

ISIN XC0006887647

Symbol -

Country Italy

Instruments in index 10

Type of index -

Security type Index

Top 5

Name	Price	+ - (%)	Trend
BANCA MONT...	4.515	+0.47	➔
A2A SPA	1.875	+0.08	➔

Intraday 1w 1m 6m 1y 3y

Flop 5

Name	Price	+ - (%)	Trend
STELLANTIS...	22.715	-2.20	⬇️
LEONARDO S...	21.68	-1.86	⬇️
WEBUILD S...	2.38	-0.83	➔
UNICREDIT ...	34.895	-0.50	➔
ELICA SPA	1.895	-0.26	➔

Intraday 1w 1m 6m 1y 3y



More information on countries & regions

➤ Markets by Region



Information about previous performance does not guarantee future performance.
Source: FactSet

Recent research

Date	Headline	Download
2024/04/29	Wie reagiert die Fed auf die jüngsten Daten?	
2024/04/26	Week Ahead	
2024/04/26	Wochenausblick	
2024/04/26	Global Equity Ratings	
2024/04/26	Aktienempfehlungen Global	

Details

2024/04/30 11:25:21

Price

260.54 USD

Difference



0.85% (2.20)

General attributes

ISIN XC0006887647

Symbol -

Country Italy

Security type Index

Instruments in index 10

Market data

Open 258.34 USD

High 261.83 USD

Low 261.17 USD

Close (prev. day) 258.34 USD

Trading volume (m) -

Volume (pcs) -

Performance and Risk

	6m	1y	3y
Perf (%)	+25.67%	+26.56%	+40.64%
Perf (abs.)	+53.38	+54.84	+75.52
Beta	-	-	-
Volatility	10.50	12.79	18.84








Information about previous performance does not guarantee future performance.

Source: FactSet

Price data

Ø price 5 days Ø volume 5 days (pcs.)	260.75 USD (0)
Ø price 30 days Ø volume 30 days (pcs.)	260.91 USD (0)
Ø price 100 days Ø volume 100 days (pcs.)	245.66 USD (0)
Ø price 250 days Ø volume 250 days (pcs.)	227.54 USD (0)
YTD High date	266.06 USD (2024/03/29)
YTD Low date	229.14 USD (2024/01/17)
52 Weeks High date	266.06 USD (2024/03/29)
52 Weeks Low date	198.51 USD (2023/05/31)

Composition

Name  ISIN	Price	Diff %  Diff +/-	Performance 	Date Time	Turnover Pc.  Turnover Money 
A2A SPA IT0001233417	1.875	0.08% 0.00		24/04/30 11:25:19	3,688,123 6,922,556.00
BANCA MONTE DEI PASCHI DI... IT0005508921	4.515	0.47% 0.02		24/04/30 11:25:13	5,832,071 26,374,194.00
ELICA SPA IT0003404214	1.895	-0.26% -0.01		24/04/30 10:28:06	679 1,295.00
FALCK RENEWABLES SPA IT0003198790	-	-% -	-	- -	- -
LEONARDO S.P.A. IT0003856405	21.68	-1.86% -0.41		24/04/30 11:25:08	703,384 15,474,691.00
RCS MEDIAGROUP NPV IT0004931496	0.806	0.00% 0.00		24/04/30 11:19:42	11,487 9,280.00
STELLANTIS N.V. NL00150001Q9	22.715	-2.20% -0.51		24/04/30 11:25:20	3,656,620 83,380,980.00
UNICREDIT SPA IT0005239360	34.895	-0.50% -0.18		24/04/30 11:25:22	1,962,899 68,838,551.00
UNIPOLSAI ASSICURAZIONI S... IT0004827447	2.678	-0.07% -0.00		24/04/30 11:23:58	595,405 1,595,594.00
WEBUILD S.P.A. IT0003865570	2.38	-0.83% -0.02		24/04/30 11:24:18	1,458,195 3,493,956.00