

DOW JONES ITALY(EUR)

ISIN: **XC0006887647** WKN: -

Overview

2024/04/26 23:52:05

Price

260.97 USD

Difference ▲ 1.02% (2.63)

General attributes

ISIN XC0006887647

Symbol -

Country Italy

Instruments in index 10

Type of index -

Security type Index

Top 5

Name	Price	+ - (%)	Trend
WEBUILD S...	2.278	+5.17	▲
BANCA MONT...	4.507	+4.04	▲
UNICREDIT ...	35.48	+2.00	▲
LEONARDO S...	21.76	+1.59	▲
RCS MEDIAG...	0.808	+1.25	▲

Intraday 1w 1m 6m 1y 3y

Flop 5

Name	Price	+ - (%)	Trend
ELICA SPA	1.88	-1.05	▼
A2A SPA	1.7905	-0.06	↔

Intraday 1w 1m 6m 1y 3y



More information on countries & regions

[➤ Markets by Region](#)



Information about previous performance does not guarantee future performance. Source: FactSet

Recent research

on market		
Date	Headline	Download
2024/04/26	Week Ahead	Download
2024/04/26	Wochenausblick	Download
2024/04/26	Global Equity Ratings	Download
2024/04/26	Aktienempfehlungen Global	Download
2024/04/24	Credit Markets Weekly	Download

Details

2024/04/26 23:52:05

Price

260.97 USD

Difference



1.02% (2.63)

General attributes

ISIN XC0006887647

Symbol -

Country Italy

Security type Index

Instruments in index 10

Market data

Open 258.34 USD

High 261.77 USD

Low 254.59 USD

Close (prev. day) 258.34 USD

Trading volume (m) -

Volume (pcs) -

Performance and Risk

	6m	1y	3y
Perf (%)	+24.65%	+26.35%	+39.15%
Perf (abs.)	+51.60	+54.42	+73.43
Beta	-	-	-
Volatility	10.50	12.77	18.82

5y








Information about previous performance does not guarantee future performance.

Source: FactSet

Price data

Ø price 5 days Ø volume 5 days (pcs.)	259.86 USD (0)
Ø price 30 days Ø volume 30 days (pcs.)	260.83 USD (0)
Ø price 100 days Ø volume 100 days (pcs.)	245.37 USD (0)
Ø price 250 days Ø volume 250 days (pcs.)	227.33 USD (0)
YTD High date	266.06 USD (2024/03/29)
YTD Low date	229.14 USD (2024/01/17)
52 Weeks High date	266.06 USD (2024/03/29)
52 Weeks Low date	198.51 USD (2023/05/31)

Composition

Name  ISIN	Price	Diff %  Diff +/-	Performance 	Date Time	Turnover Pc.  Turnover Money 
A2A SPA IT0001233417	1.7905	-0.06% -0.00		24/04/26 17:44:59	11,054,186 19,800,514.00
BANCA MONTE DEI PASCHI DI... IT0005508921	4.507	4.04% 0.18		24/04/26 17:44:59	28,093,096 125,049,229.00
ELICA SPA IT0003404214	1.88	-1.05% -0.02		24/04/26 17:44:59	9,144 17,252.00
FALCK RENEWABLES SPA IT0003198790	-	-% -		- -	- -
LEONARDO S.P.A. IT0003856405	21.76	1.59% 0.34		24/04/26 17:44:59	2,924,174 63,269,245.00
RCS MEDIAGROUP NPV IT0004931496	0.808	1.25% 0.01		24/04/26 17:44:59	239,865 193,776.00
STELLANTIS N.V. NL00150001Q9	23.045	0.68% 0.16		24/04/26 17:44:59	11,608,213 268,566,007.00
UNICREDIT SPA IT0005239360	35.48	2.00% 0.70		24/04/26 17:44:59	6,950,356 245,699,790.00
UNIPOLSAI ASSICURAZIONI S... IT0004827447	2.688	0.22% 0.01		24/04/26 17:44:59	2,302,808 6,179,796.00
WEBUILD S.P.A. IT0003865570	2.278	5.17% 0.11		24/04/26 17:44:59	5,578,787 12,549,363.00