

DOW JONES ITALY(EUR)

ISIN: **XC0006887647** WKN: -

Overview

2024/04/25 15:25:11

Price

258.00 USD

Difference ▼ -0.13% (-0.34)

General attributes

ISIN XC0006887647

Symbol -

Country Italy

Instruments in index 10

Type of index -

Security type Index

Top 5

Name	Price	+ - (%)	Trend
ELICA SPA	1.89	+1.34	▲
BANCA MONT...	4.325	+0.39	↔

Intraday 1w 1m 6m 1y 3y

Flop 5

Name	Price	+ - (%)	Trend
LEONARDO S...	21.01	-4.41	▼
STELLANTIS...	22.91	-1.57	▼
A2A SPA	1.791	-1.35	▼
WEBUILD S...	2.164	-1.10	▼
RCS MEDIAG...	0.80	-0.99	↔

Intraday 1w 1m 6m 1y 3y



More information on countries & regions

[➤ Markets by Region](#)



Information about previous performance does not guarantee future performance.
Source: FactSet

Recent research

on market		
Date	Headline	Download
2024/04/24	Credit Markets Weekly	Download
2024/04/24	Credit Markets Weekly (DE)	Download
2024/04/22	Wird sich die Stimmung im April verbessern?	
2024/04/19	Week Ahead	Download
2024/04/19	Wochenausblick	Download

Details

2024/04/25 15:25:11

Price

258.00 USD

Difference



-0.13% (-0.34)

General attributes

ISIN XC0006887647

Symbol -

Country Italy

Security type Index

Instruments in index 10

Market data

Open 258.34 USD

High 261.43 USD

Low 257.79 USD

Close (prev. day) 258.34 USD

Trading volume (m) -

Volume (pcs) -

Performance and Risk

	6m	1y	3y
Perf (%)	+24.06%	+24.39%	+39.93%
Perf (abs.)	+50.63	+51.19	+74.51
Beta	-	-	-
Volatility	10.40	12.72	18.82















Information about previous performance does not guarantee future performance.

Source: FactSet

Price data

Ø price 5 days Ø volume 5 days (pcs.)	259.25 USD (0)
Ø price 30 days Ø volume 30 days (pcs.)	260.74 USD (0)
Ø price 100 days Ø volume 100 days (pcs.)	244.80 USD (0)
Ø price 250 days Ø volume 250 days (pcs.)	226.91 USD (0)
YTD High date	266.06 USD (2024/03/29)
YTD Low date	229.14 USD (2024/01/17)
52 Weeks High date	266.06 USD (2024/03/29)
52 Weeks Low date	198.51 USD (2023/05/31)

Composition

Name  ISIN	Price	Diff %  Diff +/-	Performance 	Date Time	Turnover Pc.  Turnover Money 
A2A SPA IT0001233417	1.791	-1.35% -0.02		24/04/25 15:24:52	6,530,378 11,824,579.00
BANCA MONTE DEI PASCHI DI... IT0005508921	4.325	0.39% 0.02		24/04/25 15:25:11	10,702,589 46,626,489.00
ELICA SPA IT0003404214	1.89	1.34% 0.03		24/04/25 15:09:55	4,918 9,310.00
FALCK RENEWABLES SPA IT0003198790	-	-% -		- -	- -
LEONARDO S.P.A. IT0003856405	21.01	-4.41% -0.97		24/04/25 15:25:09	3,026,280 64,449,351.00
RCS MEDIAGROUP NPV IT0004931496	0.80	-0.99% -0.01		24/04/25 15:21:14	59,195 47,658.00
STELLANTIS N.V. NL00150001Q9	22.91	-1.57% -0.37		24/04/25 15:24:54	5,268,549 122,921,141.00
UNICREDIT SPA IT0005239360	34.64	-0.99% -0.35		24/04/25 15:25:04	2,746,751 96,054,459.00
UNIPOLSAI ASSICURAZIONI S... IT0004827447	2.686	-0.22% -0.01		24/04/25 15:20:34	869,013 2,337,591.00
WEBUILD S.P.A. IT0003865570	2.164	-1.10% -0.02		24/04/25 15:23:44	892,959 1,953,895.00