

# DOW JONES ITALY(EUR)

ISIN: **XC0006887647** WKN: -

## Overview

2024/04/24 21:37:41	
<b>Price</b>	<b>261.06</b> USD
<b>Difference</b>	<span style="color: green;">▲</span> 1.05% (2.72)
<b>General attributes</b>	
ISIN	XC0006887647
Symbol	-
Country	Italy
Instruments in index	10
Type of index	-
Security type	Index
<b>Market data</b>	
Open	258.34 USD
High	263.00 USD
Low	260.47 USD
Close (prev. day)	258.34 USD
Trading volume (m)	-
Volume (pcs)	-



Information about previous performance does not guarantee future performance.  
Source: FactSet

### Top 5

Name	Price	+ - (%)	Trend
RCS MEDIAG...	0.808	+0.75	<span style="color: green;">➔</span>
UNIPOLSAI ...	2.692	+0.22	<span style="color: green;">➔</span>

Intraday 1w 1m 6m 1y 3y

### Flop 5

Name	Price	+ - (%)	Trend
BANCA MONT...	4.308	-2.25	<span style="color: red;">⬇</span>
WEBUILD S...	2.188	-1.44	<span style="color: red;">⬇</span>
LEONARDO S...	21.98	-1.12	<span style="color: red;">⬇</span>
UNICREDIT ...	34.985	-0.98	<span style="color: green;">➔</span>
ELICA SPA	1.865	-0.27	<span style="color: green;">➔</span>

Intraday 1w 1m 6m 1y 3y

### Futures and Options

Related Futures	-
Related Options	-

### Recent research

Date	Headline	Download
2024/04/24	Credit Markets Weekly	<a href="#">Download</a>
2024/04/24	Credit Markets Weekly (DE)	<a href="#">Download</a>
2024/04/22	Wird sich die Stimmung im April verbessern?	<a href="#">Download</a>
2024/04/19	Week Ahead	<a href="#">Download</a>
2024/04/19	Wochenausblick	<a href="#">Download</a>

5y

## Details

2024/04/24 21:37:41

Price

**261.06** USD

Difference



1.05% (2.72)

### General attributes

ISIN XC0006887647

Symbol -

Country Italy

Security type Index

Instruments in index 10

### Market data

Open 258.34 USD

High 263.00 USD

Low 260.47 USD

Close (prev. day) 258.34 USD

Trading volume (m) -

Volume (pcs) -

### Performance and Risk

	6m	1y	3y
Perf (%)	+24.46%	+23.74%	+40.26%
Perf (abs.)	+51.44	+50.21	+75.13
Beta	-	-	-
Volatility	10.45	12.77	18.83

















Information about previous performance does not guarantee future performance.

Source: FactSet

### Price data

Ø price 5 days   Ø volume 5 days (pcs.)	258.32 USD (0)
Ø price 30 days   Ø volume 30 days (pcs.)	260.66 USD (0)
Ø price 100 days   Ø volume 100 days (pcs.)	244.50 USD (0)
Ø price 250 days   Ø volume 250 days (pcs.)	226.70 USD (0)
YTD High   date	266.06 USD (2024/03/29)
YTD Low   date	229.14 USD (2024/01/17)
52 Weeks High   date	266.06 USD (2024/03/29)
52 Weeks Low   date	198.51 USD (2023/05/31)

## Composition

Name  ISIN	Price	Diff %  Diff +/-	Performance 	Date Time	Turnover Pc.  Turnover Money 
A2A SPA IT0001233417	1.8155	-0.11% -0.00		24/04/24 17:44:59	13,439,681 24,242,479.00
BANCA MONTE DEI PASCHI DI... IT0005508921	4.308	-2.25% -0.10		24/04/24 17:44:59	23,312,184 101,445,212.00
ELICA SPA IT0003404214	1.865	-0.27% -0.01		24/04/24 17:44:59	43,153 80,919.00
FALCK RENEWABLES SPA IT0003198790	-	-% -		- -	- -
LEONARDO S.P.A. IT0003856405	21.98	-1.12% -0.25		24/04/24 17:44:59	2,281,830 50,410,800.00
RCS MEDIAGROUP NPV IT0004931496	0.808	0.75% 0.01		24/04/24 17:44:59	205,599 165,642.00
STELLANTIS N.V. NL00150001Q9	23.275	-0.13% -0.03		24/04/24 17:44:59	9,249,350 215,921,379.00
UNICREDIT SPA IT0005239360	34.985	-0.98% -0.35		24/04/24 17:44:59	7,781,459 273,982,436.00
UNIPOLSAI ASSICURAZIONI S... IT0004827447	2.692	0.22% 0.01		24/04/24 17:44:59	10,437,762 28,015,736.00
WEBUILD S.P.A. IT0003865570	2.188	-1.44% -0.03		24/04/24 17:44:59	2,647,462 5,801,978.00