

DOW JONES ITALY(EUR)

ISIN: **XC0006887647** WKN: -

Overview

2024/04/17 23:52:07

Price

256.48 USD

Difference ▲ 0.66% (1.69)

General attributes

ISIN XC0006887647

Symbol -

Country Italy

Instruments in index 10

Type of index -

Security type Index

Top 5

Name	Price	+ - (%)	Trend
UNICREDIT ...	34.385	+2.20	▲
BANCA MONT...	4.072	+1.95	▲
ELICA SPA	1.87	+1.36	▲
A2A SPA	1.69	+0.96	▶
RCS MEDIAG...	0.802	+0.75	▶

Intraday 1w 1m 6m 1y 3y

Flop 5

Name	Price	+ - (%)	Trend
LEONARDO S...	22.29	-1.68	▼
UNIPOLSAI ...	2.686	-0.07	▶

Intraday 1w 1m 6m 1y 3y



More information on countries & regions

[▶ Markets by Region](#)



Information about previous performance does not guarantee future performance. Source: FactSet

Recent research

Date	Headline	Download
2024/04/17	Credit Markets Weekly	
2024/04/17	Credit Markets Weekly (DE)	
2024/04/15	Industrie nimmt Fahrt auf!	
2024/04/12	Wochenausblick	
2024/04/12	Week Ahead	

Details

2024/04/17 23:52:07

Price

256.48 USD

Difference



0.66% (1.69)

General attributes

ISIN XC0006887647

Symbol -

Country Italy

Security type Index

Instruments in index 10

Market data

Open 254.79 USD

High 257.88 USD

Low 254.68 USD

Close (prev. day) 254.79 USD

Trading volume (m) -

Volume (pcs) -

Performance and Risk

	6m	1y	3y
Perf (%)	+17.91%	+19.84%	+34.65%
Perf (abs.)	+38.71	+42.19	+65.56
Beta	-	-	-
Volatility	10.58	12.70	18.85







Information about previous performance does not guarantee future performance.

Source: FactSet

Price data

Ø price 5 days Ø volume 5 days (pcs.)	257.67 USD (0)
Ø price 30 days Ø volume 30 days (pcs.)	260.18 USD (0)
Ø price 100 days Ø volume 100 days (pcs.)	242.99 USD (0)
Ø price 250 days Ø volume 250 days (pcs.)	225.67 USD (0)
YTD High date	266.06 USD (2024/03/29)
YTD Low date	229.14 USD (2024/01/17)
52 Weeks High date	266.06 USD (2024/03/29)
52 Weeks Low date	198.51 USD (2023/05/31)

Composition

Name  ISIN	Price	Diff %  Diff +/-	Performance 	Date Time	Turnover Pc.  Turnover Money 
A2A SPA IT0001233417	1.69	0.96% 0.02		24/04/17 17:44:59	13,331,865 22,484,467.00
BANCA MONTE DEI PASCHI DI... IT0005508921	4.072	1.95% 0.08		24/04/17 17:44:59	22,266,963 90,761,929.00
ELICA SPA IT0003404214	1.87	1.36% 0.03		24/04/17 17:44:59	19,436 36,224.00
FALCK RENEWABLES SPA IT0003198790	-	-% -		- -	- -
LEONARDO S.P.A. IT0003856405	22.29	-1.68% -0.38		24/04/17 17:44:59	3,104,046 69,680,151.00
RCS MEDIAGROUP NPV IT0004931496	0.802	0.75% 0.01		24/04/17 17:44:59	342,735 274,821.00
STELLANTIS N.V. NL00150001Q9	24.27	0.08% 0.02		24/04/17 17:44:59	5,664,107 137,861,308.00
UNICREDIT SPA IT0005239360	34.385	2.20% 0.74		24/04/17 17:44:59	5,949,316 203,870,306.00
UNIPOLSAI ASSICURAZIONI S... IT0004827447	2.686	-0.07% -0.00		24/04/17 17:44:59	5,643,019 15,159,626.00
WEBUILD S.P.A. IT0003865570	2.256	0.62% 0.01		24/04/17 17:44:59	1,685,946 3,811,877.00