

DOW JONES ITALY(EUR)

ISIN: **XC0006887647** WKN: -

Overview

2024/04/17 04:23:16

Price

254.80 USD

Difference  **-3.08%** (-8.10)

General attributes

ISIN XC0006887647

Symbol -

Country Italy

Instruments in index 10

Type of index -

Security type Index



More information on countries & regions

[➤ Markets by Region](#)



Information about previous performance does not guarantee future performance.
Source: FactSet

Recent research

on market		
Date	Headline	Download
2024/04/15	 Industrie nimmt Fahrt auf!	
2024/04/12	 Wochenausblick	
2024/04/12	 Week Ahead	
2024/04/11	 ECB on course to cut interest rates	
2024/04/11	 EZB auf Zinssenkungskurs	

Details

2024/04/17 04:23:16

Price

254.80 USD

Difference

**-3.08%** (-8.10)

General attributes

ISIN XC0006887647

Symbol -

Country Italy

Security type Index

Instruments in index 10

Market data

Open 262.89 USD

High 255.05 USD

Low 254.73 USD

Close (prev. day) 262.90 USD

Trading volume (m) -

Volume (pcs) -

Performance and Risk

	6m	1y	3y
Perf (%)	+17.91%	+19.84%	+34.64%
Perf (abs.)	+38.70	+42.18	+65.55
Beta	-	-	-
Volatility	10.58	12.70	18.85








Information about previous performance does not guarantee future performance.

Source: FactSet

Price data

Ø price 5 days Ø volume 5 days (pcs.)	257.67 USD (0)
Ø price 30 days Ø volume 30 days (pcs.)	260.18 USD (0)
Ø price 100 days Ø volume 100 days (pcs.)	242.99 USD (0)
Ø price 250 days Ø volume 250 days (pcs.)	225.67 USD (0)
YTD High date	266.06 USD (2024/03/29)
YTD Low date	229.14 USD (2024/01/17)
52 Weeks High date	266.06 USD (2024/03/29)
52 Weeks Low date	198.51 USD (2023/05/31)

Composition

Name  ISIN	Price	Diff %  Diff +/-	Performance 	Date Time	Turnover Pc.  Turnover Money 
A2A SPA IT0001233417	1.674	0.00% 0.00		24/04/16 17:44:59	10,988,810 18,411,170.00
BANCA MONTE DEI PASCHI DI... IT0005508921	3.994	0.00% 0.00		24/04/16 17:44:59	15,488,236 61,734,987.00
ELICA SPA IT0003404214	1.845	0.00% 0.00		24/04/16 17:44:59	17,198 32,033.00
FALCK RENEWABLES SPA IT0003198790	-	-% -		- -	- -
LEONARDO S.P.A. IT0003856405	22.67	0.00% 0.00		24/04/16 17:44:59	4,596,271 103,720,611.00
RCS MEDIAGROUP NPV IT0004931496	0.796	0.00% 0.00		24/04/16 17:44:59	313,698 250,784.00
STELLANTIS N.V. NL00150001Q9	24.25	0.00% 0.00		24/04/16 17:44:59	9,118,960 221,280,982.00
UNICREDIT SPA IT0005239360	33.645	0.00% 0.00		24/04/16 17:44:59	6,346,211 213,596,600.00
UNIPOLSAI ASSICURAZIONI S... IT0004827447	2.688	0.00% 0.00		24/04/16 17:44:59	7,320,941 19,678,794.00
WEBUILD S.P.A. IT0003865570	2.242	0.00% 0.00		24/04/16 17:44:59	2,120,533 4,752,809.00