

DOW JONES ITALY(EUR)

ISIN: **XC0006887647** WKN:

-

Overview

2022/08/17 15:38:06

Price

175.09 USDDifference  -0.68% (-1.19)

General attributes

ISIN XC0006887647

Symbol -

Country Italy

Instruments in index 10

Type of index -



Security type Index

Top 5

Name	Price	+ - (%)	Trend
ELICA SPA	2.99	+3.10	
UNICREDIT ...	10.032	+0.02	

Intraday 1w 1m 6m 1y 3y

Flop 5

Name	Price	+ - (%)	Trend
WEBUILD S...	1.48	-3.52	
BANCA MONT...	0.4082	-2.44	
RCS MEDIAG...	0.721	-1.64	
LEONARDO S...	8.966	-1.36	
STELLANTIS...	14.708	-1.29	

Intraday 1w 1m 6m 1y 3y



More information on countries & regions

[➤ Markets by Region](#)

Information about previous performance does not guarantee future performance.
Source: FactSet

Recent research

on market		
Date	Headline	Download
2022/08/12	 Week Ahead	
2022/08/12	 Wochenausblick	
2022/08/08	 Global Equity Ratings	
2022/08/08	 Aktienempfehlungen Global	
2022/08/08	 Marktkommentar	

Details

2022/08/17 15:38:06

Price

175.09 USD

Difference

**-0.68%** (-1.19)

General attributes

ISIN XC0006887647

Symbol -

Country Italy

Security type Index

Instruments in index 10

Market data

Open 176.28 USD

High 177.43 USD

Low 174.87 USD

Close (prev. day) 176.28 USD

Trading volume (m) -

Volume (pcs) -

Performance and Risk

	6m	1y	3y
Perf (%)	-13.60%	-12.00%	+12.76%
Perf (abs.)	-27.75	-24.04	+19.95
Beta	-	-	-
Volatility	28.46	23.77	25.68



5y





Information about previous performance does not guarantee future performance.

Source: FactSet

Price data

Ø price 5 days Ø volume 5 days (pcs.)	176.00 USD (0)
Ø price 30 days Ø volume 30 days (pcs.)	168.49 USD (0)
Ø price 100 days Ø volume 100 days (pcs.)	176.72 USD (0)
Ø price 250 days Ø volume 250 days (pcs.)	191.23 USD (0)
YTD High date	215.96 USD (2022/01/05)
YTD Low date	157.12 USD (2022/07/14)
52 Weeks High date	215.96 USD (2022/01/05)
52 Weeks Low date	157.12 USD (2022/07/14)

Composition

Name  ISIN	Price	Diff %  Diff +/-	Performance 	Date Time	Turnover Pc.  Turnover Money 
A2A SPA IT0001233417	1.293	0.00% 0.00		22/08/17 15:35:36	3,656,415 4,681,221.00
BANCA MONTE DEI PASCHI DI... IT0005218752	0.4082	-2.44% -0.01		22/08/17 15:34:27	2,152,446 894,143.00
ELICA SPA IT0003404214	2.99	3.10% 0.09	■	22/08/17 15:37:34	26,945 79,334.00
FALCK RENEWABLES SPA IT0003198790	8.785	-% -		22/05/16 07:52:47	- -
LEONARDO S.P.A. IT0003856405	8.966	-1.36% -0.12		22/08/17 15:37:34	1,328,894 11,960,792.00
RCS MEDIAGROUP NPV IT0004931496	0.721	-1.64% -0.01		22/08/17 15:10:58	91,176 66,251.00
STELLANTIS N.V. NL00150001Q9	14.708	-1.29% -0.19		22/08/17 15:38:01	6,509,132 97,157,380.00
UNICREDIT SPA IT0005239360	10.032	0.02% 0.00		22/08/17 15:38:00	7,386,516 74,919,113.00
UNIPOLSAI ASSICURAZIONI S... IT0004827447	2.244	-0.97% -0.02		22/08/17 15:32:26	492,727 1,111,878.00
WEBUILD S.P.A. IT0003865570	1.48	-3.52% -0.05		22/08/17 15:33:32	504,816 753,660.00