

DOW JONES ITALY(EUR)

ISIN: **XC0006887647** WKN:

-

Overview

2022/08/15 12:22:06

Price

176.14 USDDifference  0.01% (0.01)

General attributes

ISIN XC0006887647

Symbol -

Country Italy

Instruments in index 10

Type of index -

Security type Index

Top 5

Name	Price	+ - (%)	Trend
BANCA MONT...	0.4296	+3.82	
UNICREDIT ...	10.172	+2.66	
WEBUILD S...	1.503	+2.18	
STELLANTIS...	14.832	+0.99	
RCS MEDIAG...	0.731	+0.97	

Intraday 1w 1m 6m 1y 3y

Flo 5

Name	Price	+ - (%)	Trend
LEONARDO S...	8.926	-1.46	







Intraday 1w 1m 6m 1y 3y



More information on countries & regions

[➤ Markets by Region](#)Information about previous performance does not guarantee future performance.
Source: FactSet

Recent research

on market		
Date	Headline	Download
2022/08/12	 Week Ahead	
2022/08/12	 Wochenausblick	
2022/08/08	 Global Equity Ratings	
2022/08/08	 Aktienempfehlungen Global	
2022/08/08	 Marktkommentar	

Details

2022/08/15 12:22:06

Price

176.14 USD

Difference



0.01% (0.01)

General attributes

ISIN XC0006887647

Symbol -

Country Italy

Security type Index

Instruments in index 10

Market data

Open 176.13 USD

High 176.20 USD

Low 176.08 USD

Close (prev. day) 176.13 USD

Trading volume (m) -

Volume (pcs) -

Performance and Risk

	6m	1y	3y
Perf (%)	-14.61%	-13.53%	+14.33%
Perf (abs.)	-30.13	-27.56	+22.07
Beta	-	-	-
Volatility	28.50	23.79	25.71



5y

Information about previous performance does not guarantee future performance.

Source: FactSet

Price data

Ø price 5 days Ø volume 5 days (pcs.)	174.74 USD (0)
Ø price 30 days Ø volume 30 days (pcs.)	167.40 USD (0)
Ø price 100 days Ø volume 100 days (pcs.)	177.06 USD (0)
Ø price 250 days Ø volume 250 days (pcs.)	191.41 USD (0)
YTD High date	215.96 USD (2022/01/05)
YTD Low date	157.12 USD (2022/07/14)
52 Weeks High date	215.96 USD (2022/01/05)
52 Weeks Low date	157.12 USD (2022/07/14)

Composition

Name  ISIN	Price	Diff %  Diff +/-	Performance 	Date Time	Turnover Pc.  Turnover Money 
A2A SPA IT0001233417	1.262	0.28% 0.00		22/08/12 17:39:30	5,884,196 7,412,149.00
BANCA MONTE DEI PASCHI DI... IT0005218752	0.4296	3.82% 0.02		22/08/12 17:35:50	5,476,548 2,314,170.00
ELICA SPA IT0003404214	2.885	0.35% 0.01		22/08/12 17:35:14	28,688 83,579.00
FALCK RENEWABLES SPA IT0003198790	8.785	-% -		22/05/16 07:52:47	- -
LEONARDO S.P.A. IT0003856405	8.926	-1.46% -0.13		22/08/12 17:36:50	1,371,419 12,305,618.00
RCS MEDIAGROUP NPV IT0004931496	0.731	0.97% 0.01		22/08/12 17:35:21	305,428 221,850.00
STELLANTIS N.V. NL00150001Q9	14.832	0.99% 0.15		22/08/12 17:37:16	13,634,166 202,232,787.00
UNICREDIT SPA IT0005239360	10.172	2.66% 0.26		22/08/12 17:35:20	11,809,537 119,269,527.00
UNIPOLSAI ASSICURAZIONI S... IT0004827447	2.262	0.80% 0.02		22/08/12 17:35:32	550,758 1,246,599.00
WEBUILD S.P.A. IT0003865570	1.503	2.18% 0.03		22/08/12 17:35:24	866,754 1,299,744.00