

## DOW JONES ITALY(EUR)

ISIN: **XC0006887647** WKN:

-

## Overview

2021/05/06 12:21:41

Price

**187.57** USDDifference  0.20% (0.37)

## General attributes

ISIN XC0006887647

Symbol -

Country Italy

Instruments in index 10

Type of index -

Security type Index

## Market data

Open 187.23 USD

High 188.67 USD

Low 187.04 USD

Close (prev. day) 187.20 USD

Trading volume (m) -


Volume (pcs) -

## Top 5

Name 	Price	+ - (%) 	Trend 
UNICREDIT ...	9.297	+5.10 	
ELICA SPA	3.67	+2.51 	
A2A SPA	1.6425	+0.92 	
UNIPOLSAI ...	2.636	+0.69 	

Intraday 1w 1m 6m 1y 3y

## Flop 5

Name 	Price	+ - (%) 	Trend 
RCS MEDIAG...	0.728	-1.09 	
WEBUILD S...	1.811	-0.66 	
FALCK RENE...	5.69	-0.61 	
STELLANTIS...	14.788	-0.48 	
BANCA MONT...	1.179	-0.13 	

Intraday 1w 1m 6m 1y 3y

## Futures and Options

Related Futures -

5y





Information about previous performance does not guarantee future performance.

Source: FactSet

## Recent research

on market

Date	Headline	Download 
2021/05/06	 Credit Markets Weekly	
2021/05/05	 Credit Markets Weekly (DE)	
2021/05/03	 Does the COVID wave in emerging markets threaten t...	
2021/05/03	 Bedroht die COVID-Welle in Emerging Markets die Ko...	
2021/04/30	 Wochenblick	

**Related Options**

-

## Details

2021/05/06 12:21:41

## Price

**187.57** USD

## Difference



0.20% (0.37)

## General attributes

ISIN XC0006887647

Symbol -

Country Italy

Security type Index

Instruments in index 10

## Market data

Open 187.23 USD

High 188.67 USD

Low 187.04 USD

Close (prev. day) 187.20 USD

Trading volume (m) -

Volume (pcs) -

## Performance and Risk

	6m	1y	3y
Perf (%)	+24.43%	+40.12%	-1.21%
Perf (abs.)	+36.75	+53.60	-2.29
Beta	-	-	-
Volatility	16.12	20.17	24.07













Information about previous performance does not guarantee future performance.

Source: FactSet

## Price data

Ø price 5 days   Ø volume 5 days (pcs.)	185.68 USD (0)
Ø price 30 days   Ø volume 30 days (pcs.)	187.25 USD (0)
Ø price 100 days   Ø volume 100 days (pcs.)	178.57 USD (0)
Ø price 250 days   Ø volume 250 days (pcs.)	162.70 USD (0)
YTD High   date	189.65 USD (2021/04/07)
YTD Low   date	165.15 USD (2021/01/29)
52 Weeks High   date	189.65 USD (2021/04/07)
52 Weeks Low   date	127.19 USD (2020/05/14)

## Composition

Name  ISIN	Price	Diff %  Diff +/-	Performance 	Date Time	Turnover Pc.  Turnover Money 
A2A SPA IT0001233417	1.6425	0.92% 0.02		21/05/06 12:20:17	2,953,711 4,845,576.00
BANCA MONTE DEI PASCHI DI... IT0005218752	1.179	-0.13% -0.00		21/05/06 12:18:28	2,337,798 2,766,921.00
ELICA SPA IT0003404214	3.67	2.51% 0.09		21/05/06 12:21:41	157,962 574,122.00
FALCK RENEWABLES EUR1 IT0003198790	5.69	-0.61% -0.04		21/05/06 12:21:07	447,556 2,552,739.00
LEONARDO S.P.A. IT0003856405	6.898	-0.12% -0.01		21/05/06 12:21:03	2,140,297 14,816,724.00
RCS MEDIAGROUP NPV IT0004931496	0.728	-1.09% -0.01		21/05/06 12:18:16	113,679 83,415.00
STELLANTIS N.V. NL00150001Q9	14.788	-0.48% -0.07		21/05/06 12:21:42	4,776,259 70,812,287.00
UNICREDIT SPA IT0005239360	9.297	5.10% 0.45		21/05/06 12:21:28	39,940,531 369,555,782.00
UNIPOLSAI ASSICURAZIONI S... IT0004827447	2.636	0.69% 0.02		21/05/06 12:21:41	1,068,761 2,823,349.00
WEBUILD S.P.A. IT0003865570	1.811	-0.66% -0.01		21/05/06 12:20:30	467,409 851,380.00