

DOW JONES ITALY(EUR)

ISIN: **XC0006887647** WKN:

-

Overview

2021/04/20 12:17:36

Price

186.37 USDDifference  -1.28% (-2.42)




General attributes

ISIN	XC0006887647
Symbol	-
Country	Italy
Instruments in index	10
Type of index	-
Security type	Index

Market data

Open	188.80 USD
High	189.05 USD
Low	186.07 USD
Close (prev. day)	188.79 USD
Trading volume (m)	-
Volume (pcs)	-

Top 5

Name 	Price	+ - (%) 	Trend 
RCS MEDIAG...	0.754	+1.07	

Intraday 1w 1m 6m 1y 3y

Flop 5

Name 	Price	+ - (%) 	Trend 
UNICREDIT ...	8.372	-2.93	
LEONARDO S...	7.004	-2.83	
UNIPOLSAI ...	2.612	-1.58	
STELLANTIS...	14.576	-1.46	
WEBUILD S...	1.804	-1.31	

Intraday 1w 1m 6m 1y 3y

Futures and Options

Related Futures -

Related Options -

5y








Information about previous performance does not guarantee future performance.

Source: FactSet

Recent research

on market

Date	Headline	Download
2021/04/19	 Are vaccinations already having a positive effect ...	
2021/04/19	 Wirken die Impfungen schon positiv auf die Konjunk...	
2021/04/16	 Wochenausblick	
2021/04/16	 Week Ahead	
2021/04/15	 Credit Markets Weekly	

Details

2021/04/20 12:17:36

Price

186.37 USD

Difference

**-1.28%** (-2.42)

General attributes

ISIN XC0006887647

Symbol -

Country Italy

Security type Index

Instruments in index 10

Market data

Open 188.80 USD

High 189.05 USD

Low 186.07 USD

Close (prev. day) 188.79 USD

Trading volume (m) -

Volume (pcs) -

Performance and Risk

	6m	1y	3y
Perf (%)	+27.46%	+43.75%	+1.97%
Perf (abs.)	+40.67	+57.46	+3.65
Beta	-	-	-
Volatility	18.05	21.05	24.01

5y






Information about previous performance does not guarantee future performance.

Source: FactSet

Price data

Ø price 5 days Ø volume 5 days (pcs.)	188.35 USD (0)
Ø price 30 days Ø volume 30 days (pcs.)	186.73 USD (0)
Ø price 100 days Ø volume 100 days (pcs.)	176.39 USD (0)
Ø price 250 days Ø volume 250 days (pcs.)	160.12 USD (0)
YTD High date	189.65 USD (2021/04/07)
YTD Low date	165.15 USD (2021/01/29)
52 Weeks High date	189.65 USD (2021/04/07)
52 Weeks Low date	126.84 USD (2020/04/22)

Composition

Name  ISIN	Price	Diff %  Diff +/-	Performance 	Date Time	Turnover Pc.  Turnover Money 
A2A SPA IT0001233417	1.566	-0.79% -0.01		21/04/20 12:17:33	3,763,674 5,897,257.00
BANCA MONTE DEI PASCHI DI... IT0005218752	1.168	-0.89% -0.01		21/04/20 12:16:47	987,659 1,154,554.00
ELICA SPA IT0003404214	3.145	-1.10% -0.04		21/04/20 12:13:24	51,255 161,960.00
FALCK RENEWABLES EUR1 IT0003198790	5.755	-0.95% -0.06		21/04/20 12:15:25	373,387 2,143,358.00
LEONARDO S.P.A. IT0003856405	7.004	-2.83% -0.20		21/04/20 12:17:34	4,967,883 35,321,583.00
RCS MEDIAGROUP NPV IT0004931496	0.754	1.07% 0.01		21/04/20 12:16:37	265,214 200,202.00
STELLANTIS N.V. NL00150001Q9	14.576	-1.46% -0.22		21/04/20 12:17:35	3,921,590 57,823,875.00
UNICREDIT SPA IT0005239360	8.372	-2.93% -0.25		21/04/20 12:17:35	10,187,577 86,284,723.00
UNIPOLSAI ASSICURAZIONI S... IT0004827447	2.612	-1.58% -0.04		21/04/20 12:16:10	1,336,543 3,519,421.00
WEBUILD S.P.A. IT0003865570	1.804	-1.31% -0.02		21/04/20 12:17:14	711,708 1,296,347.00