

SOUTH AFRICAN RAND / UKRAINE HRYVNIA (ZAR/UAH)

2024/05/17 04:00:28

Price

2.17523 UAH

1 ZAR = 2.17523 UAH

1 UAH = 0.45972 ZAR

Difference

 -0.13%
(-0.00)

General attributes

Exchange rate

-

Exchange

over the counter World

Security type

Currency

Market data

Open 2.17842 UAH

High 2.17842 UAH

Low 2.17523 UAH

Close (prev. day) 2.17813 UAH

Performance and Risk

	6m	1y	3y
Perf (%)	+9.33%	+13.64%	+11.21%
Perf (abs.)	+0.19	+0.26	+0.22
Beta	-	-	-
Volatility	11.51	12.11	17.03

Futures and Options

Related Futures

-

Related Options

-



Information about previous performance does not guarantee future performance.









Source: FactSet

Price data

Ø price 5 days Ø volume 5 days (pcs.)	2.16472 UAH (0)
Ø price 30 days Ø volume 30 days (pcs.)	2.11726 UAH (0)
Ø price 100 days Ø volume 100 days (pcs.)	2.06475 UAH (0)
Ø price 250 days Ø volume 250 days (pcs.)	2.00879 UAH (0)
YTD High date	2.17928 UAH (2024/05/16)
YTD Low date	1.95423 UAH (2024/01/23)
52 Weeks High date	2.17928 UAH (2024/05/16)
52 Weeks Low date	1.84001 UAH (2023/06/01)

Recent research

on market

Date	Headline	Download
2024/05/13	 Will Romanian central bank begin monetary easing?	
2024/05/10	 EU News Monthly May 2024	
2024/05/08	 Marktkommentar	
2024/05/06	 Anzeichen für eine wirtschaftliche Wende?	
2024/05/06	 Mixed data on retail sales and industrial output	