


NORWEGIAN KRONER / SINGAPORE-DOLLAR (NOK/SGD)

2024/07/18 21:00:47

Price
0.12426 SGD

1 NOK = 0.12426 SGD
1 SGD = 8.04790 NOK

Difference  **-0.66%**
(-0.00)

General attributes

Exchange rate -
Exchange over the counter World
Security type Currency

Market data

Open 0.12499 SGD
High 0.12511 SGD
Low 0.12426 SGD
Close (prev. day) 0.12508 SGD

Performance and Risk

	6m	1y	3y
Perf (%)	-2.42%	-4.86%	-18.42%
Perf (abs.)	+0.00	-0.01	-0.03
Beta	-	-	-
Volatility	7.04	7.95	9.65

Futures and Options

Related Futures -
Related Options -

5y












Information about previous performance does not guarantee future performance.
Source: FactSet

Price data

Ø price 5 days Ø volume 5 days (pcs.)	0.12481 SGD (0)
Ø price 30 days Ø volume 30 days (pcs.)	0.12706 SGD (0)
Ø price 100 days Ø volume 100 days (pcs.)	0.12608 SGD (0)
Ø price 250 days Ø volume 250 days (pcs.)	0.12661 SGD (0)
YTD High date	0.13118 SGD (2024/01/01)
YTD Low date	0.12268 SGD (2024/05/01)
52 Weeks High date	0.13334 SGD (2023/07/23)
52 Weeks Low date	0.12073 SGD (2023/11/08)

Recent research

on market

Date	Headline	Download
2024/07/18	 Western Balkan and the EU - who is ready?	
2024/07/15	 Data mix in the week to come	
2024/07/09	 Political environment weighs on outlook	
2024/07/09	 Politisches Umfeld belastet den Ausblick	
2024/07/09	 EU News Monthly July 2024	