


CHINESE YUAN RENMINBI / SWEDISH KRONA (CNY/SEK)

2024/08/16 20:00:43

Price
1.46176 SEK
 1 CNY = 1.46176 SEK
 1 SEK = 0.68411 CNY

Difference  **-0.42%**
 (-0.01)

General attributes

Exchange rate -
Exchange over the counter World
Security type Currency

Market data

Open 1.46856 SEK
High 1.46869 SEK
Low 1.46176 SEK
Close (prev. day) 1.46785 SEK

Performance and Risk

	6m	1y	3y
Perf (%)	+0.95%	-1.59%	+10.10%
Perf (abs.)	+0.01	-0.02	+0.13
Beta	-	-	-
Volatility	7.41	8.22	9.39

Futures and Options

Related Futures -
Related Options -











5y

Information about previous performance does not guarantee future performance.
 Source: FactSet

Price data

Ø price 5 days Ø volume 5 days (pcs.)	1.46623 SEK (0)
Ø price 30 days Ø volume 30 days (pcs.)	1.47374 SEK (0)
Ø price 100 days Ø volume 100 days (pcs.)	1.46439 SEK (0)
Ø price 250 days Ø volume 250 days (pcs.)	1.46017 SEK (0)
YTD High date	1.52276 SEK (2024/05/01)
YTD Low date	1.41279 SEK (2024/01/02)
52 Weeks High date	1.54199 SEK (2023/09/18)
52 Weeks Low date	1.38923 SEK (2023/12/27)

Recent research

on market		
Date	Headline	Download
2024/08/14	 CEE Special Report Social Development Goals in t...	
2024/08/12	 Marktkommentar	
2024/08/12	 US-Arbeitsmarkt und Bank of Japan verunsichern die...	
2024/08/12	 GDP growth data in spotlight	
2024/08/05	 Gemischte Konjunktur in der Eurozone	