

CHINESE YUAN RENMINBI / SWEDISH KRONA (CNY/SEK)

2024/07/09 13:00:42

Price

1.45199 SEK

1 CNY = 1.45199 SEK

1 SEK = 0.68871 CNY

Difference

 -0.27%
(-0.00)

General attributes

Exchange rate -

Exchange over the counter World

Security type Currency

Market data

Open 1.45646 SEK

High 1.45646 SEK

Low 1.45142 SEK

Close (prev. day) 1.45591 SEK

Performance and Risk

	6m	1y	3y
Perf (%)	+1.93%	-2.85%	+9.90%
Perf (abs.)	+0.03	-0.04	+0.13
Beta	-	-	-
Volatility	7.81	8.69	9.35

Futures and Options

Related Futures -

Related Options -









Information about previous performance does not guarantee future performance.
Source: FactSet

Price data

Ø price 5 days Ø volume 5 days (pcs.)	1.44617 SEK (0)
Ø price 30 days Ø volume 30 days (pcs.)	1.44830 SEK (0)
Ø price 100 days Ø volume 100 days (pcs.)	1.47527 SEK (0)
Ø price 250 days Ø volume 250 days (pcs.)	1.46065 SEK (0)
YTD High date	1.52276 SEK (2024/05/01)
YTD Low date	1.41279 SEK (2024/01/02)
52 Weeks High date	1.54199 SEK (2023/09/18)
52 Weeks Low date	1.38923 SEK (2023/12/27)

Recent research

on market		
Date	Headline	Download
2024/07/09	 EU News Monthly July 2024	
2024/07/08	 Frankreich hat gewählt	
2024/07/08	 Central bank meeting in Serbia and June's inflatio...	
2024/07/03	 Global Strategy 3Q 2024	
2024/07/03	 Global Strategy 3Q 2024	