

CHINESE YUAN RENMINBI / SWEDISH KRONA (CNY/SEK)

2024/06/20 13:00:42

Price

1.43753 SEK

1 CNY = 1.43753 SEK
1 SEK = 0.69564 CNY

Difference

 -0.04%
(-0.00)

General attributes

Exchange rate -
Exchange over the counter World
Security type Currency

Market data

Open 1.43936 SEK
High 1.44147 SEK
Low 1.43753 SEK
Close (prev. day) 1.43808 SEK

Performance and Risk

	6m	1y	3y
Perf (%)	+0.94%	-4.00%	+7.73%
Perf (abs.)	+0.01	-0.06	+0.10
Beta	-	-	-
Volatility	8.28	8.82	9.35

Futures and Options

Related Futures -
Related Options -








5y

Information about previous performance does not guarantee future performance.
Source: FactSet

Price data

Ø price 5 days Ø volume 5 days (pcs.)	1.44025 SEK (0)
Ø price 30 days Ø volume 30 days (pcs.)	1.45409 SEK (0)
Ø price 100 days Ø volume 100 days (pcs.)	1.47656 SEK (0)
Ø price 250 days Ø volume 250 days (pcs.)	1.46528 SEK (0)
YTD High date	1.52276 SEK (2024/05/01)
YTD Low date	1.41279 SEK (2024/01/02)
52 Weeks High date	1.54199 SEK (2023/09/18)
52 Weeks Low date	1.38923 SEK (2023/12/27)

Recent research

on market		
Date	Headline	Download
2024/06/20	 Bosnia and Herzegovina Growth to remain subdued ...	
2024/06/18	 Time to spend or to save? Households' situation af...	
2024/06/17	 Wie ist die Stimmung unter den Unternehmen?	
2024/06/17	 The last cut in Hungary for the time being	
2024/06/14	 Slovakia Strong economic start to 2024	